



email : info@mtar.in website : www.mtar.in

CIN No : L72200TG1999PLC032836

MTAR Technologies Limited
 CIN: L72200TG1999PLC032836
 Registered office: 18, Technocrats Industrial Estate, Balanagar, Hyderabad, Telangana 500037
 Ph.: 040 4455 3333, E-mail: info@mtar.in; Website: www.mtar.in

STATEMENT OF UNAUDITED STANDALONE FINANCIAL RESULTS FOR THE QUARTER AND HALF YEAR ENDED SEPTEMBER 30, 2022

(Amounts in INR in millions)

S. No.	Particulars	Quarter ended			Half year ended		Year ended
		30-Sep-22 (unaudited)	30-Jun-22 (unaudited)	30-Sep-21 (unaudited)	30-Sep-22 (unaudited)	30-Sep-21 (unaudited)	31-Mar-22 (audited)
1	Income						
(a)	Revenue from contracts with customers	1,258.47	909.98	912.97	2,168.45	1,453.30	3,220.06
(b)	Other income	54.17	38.21	25.74	92.38	51.67	87.53
	Total income	1,312.64	948.19	938.71	2,260.83	1,504.97	3,307.59
2	Expenses						
(a)	Cost of materials consumed	610.03	438.40	301.30	1,048.43	629.92	1,574.05
(b)	Change in inventory of finished goods and work in progress	(31.15)	(90.89)	57.50	(122.04)	(121.16)	(411.54)
(c)	Employee benefit expenses	208.53	186.59	168.26	395.12	326.94	707.77
(d)	Other expenses	119.47	125.41	91.53	244.88	178.52	405.45
(e)	Depreciation and amortisation expenses	44.90	40.48	35.16	85.38	68.54	143.10
(f)	Finance costs	26.53	23.90	13.90	50.43	25.67	66.49
	Total expenses	978.31	723.89	667.65	1,702.20	1,108.43	2,485.32
3	Profit before tax (1-2)	334.33	224.30	271.06	558.63	396.54	822.27
4	Tax expense						
(a)	Current tax	63.99	61.72	46.28	125.71	70.73	179.95
(b)	Deferred tax charge / (credit)	18.50	(1.76)	34.23	16.74	48.17	33.51
	Total tax expense	82.49	59.96	80.51	142.45	118.90	213.46
5	Net profit for the period (3-4)	251.84	164.34	190.55	416.18	277.64	608.81
6	Items of other comprehensive income / (loss) (net of tax)						
	Items that will not be reclassified to statement of profit and loss	1.54	1.53	(1.51)	3.07	(3.03)	5.82
	Total other comprehensive income / (loss) (net of tax)	1.54	1.53	(1.51)	3.07	(3.03)	5.82
7	Total comprehensive income (5+6)	253.38	165.87	189.04	419.25	274.61	614.63
8	Paid - up equity share capital (face value INR 10 per share)	307.59	307.59	307.59	307.59	307.59	307.59
9	Other equity						4,887.03
10	Earnings per share (of INR 10 each) (not annualised) (amount in						
	- Basic earnings per share	8.19	5.34	6.20	13.53	9.03	19.79
	- Diluted earnings per share	8.19	5.34	6.20	13.53	9.03	19.79

Notes:

1 The above Standalone financial results ("Financial results") have been reviewed by the Audit committee and approved by the Board of Directors at their meetings held on November 02, 2022.

2 The details of utilization of IPO proceeds and pre-IPO placement are as follows:

Particulars	Objects of the issue as per Prospectus	Utilisation upto September 30,	Unutilised amount as on September 30,
Repayment / prepayment in full or in part of borrowings availed by the Company	630.00	630.00	-
Funding for working capital requirements	950.00	809.80	140.20
General corporate purposes	549.23	537.00	12.23
Total utilised/un-utilised funds	2,129.23	1,976.80	152.43

IPO Proceeds which were unutilised as at September 30, 2022 are in Monitoring agency account.

3 The Company's business activity falls within a single line of business of business segment, in terms of Ind AS 108 "Operating Segments".


4 Unaudited standalone statement of assets and liabilities and statement of cash flows are presented in Annexure 1 and Annexure 2 respectively.

5 Previous period figures have been regrouped/reclassified wherever necessary to conform to current period classification.

For and on behalf of the Board of Directors

(Parvat Srinivas Reddy)
 Managing Director
 DIN: 00359139

Place: Hyderabad
 Date: November 02, 2022





email : info@mtar.in website : www.mtar.in

CIN No : L72200TG1999PLC032836

MTAR Technologies Limited
CIN: L72200TG1999PLC032836
Registered office: 18, Technocrats Industrial Estate, Balanagar, Hyderabad, Telangana 500037
Ph.: 040 4455 3333, E-mail: info@mtar.in; Website: www.mtar.in

STATEMENT OF UNAUDITED CONSOLIDATED FINANCIAL RESULTS FOR THE QUARTER AND HALF YEAR ENDED SEPTEMBER 30, 2022

S. No.	Particulars	Quarter ended			Half year ended		
		30-Sep-22 (unaudited)	30-Jun-22 (unaudited)	30-Sep-21 (unaudited)	30-Sep-22 (unaudited)	30-Sep-21 (unaudited)	31-Mar-22 (audited)
1	Income						
(a)	Revenue from contracts with customers	1,261.78	910.07	912.97	2,171.85	1,453.30	3,220.06
(b)	Other income	53.73	38.05	25.74	91.78	51.67	87.53
	Total income	1,315.51	948.12	938.71	2,263.63	1,504.97	3,307.59
2	Expenses						
(a)	Cost of materials consumed	610.93	438.51	301.30	1,049.44	629.92	1,574.05
(b)	Change in inventory of finished goods and work in progress	(31.15)	(90.89)	57.50	(122.04)	(121.16)	(411.54)
(c)	Employee benefit expenses	209.54	187.25	168.26	396.79	326.94	707.77
(d)	Other expenses	123.22	125.68	91.54	248.90	178.54	405.52
(e)	Depreciation and amortisation expenses	46.26	41.55	35.16	87.81	68.54	143.10
(f)	Finance costs	26.77	23.90	13.90	50.67	25.67	66.49
	Total expenses	985.57	726.00	667.66	1,711.57	1,108.45	2,485.39
3	Profit before tax (1-2)	329.94	222.12	271.05	552.06	396.52	822.20
4	Tax expense						
(a)	Current tax	63.99	61.72	46.28	125.71	70.73	179.95
(b)	Deferred tax charge / (credit)	19.10	(1.76)	34.23	17.34	48.17	33.51
	Total tax expense	83.09	59.96	80.51	143.05	118.90	213.46
5	Net profit for the period (3-4)	246.85	162.16	190.54	409.01	277.62	608.74
6	Items of other comprehensive income / (loss) (net of tax)						
	Items that will not be reclassified to statement of profit and loss	1.54	1.53	(1.51)	3.07	(3.03)	5.82
	Total other comprehensive income / (loss) (net of tax)	1.54	1.53	(1.51)	3.07	(3.03)	5.82
7	Total comprehensive income (5+6)	248.39	163.69	189.03	412.08	274.59	614.56
8	Paid - up equity share capital (face value INR 10 per share)	307.59	307.59	307.59	307.59	307.59	307.59
9	Other equity						
10	Earnings per share (of INR 10 each) (not annualised) (amount in INR)						
	- Basic earnings per share	8.03	5.27	6.20	13.30	9.03	19.79
	- Diluted earnings per share	8.03	5.27	6.20	13.30	9.03	19.79


Notes

- The above Consolidated financial results ("Financial results") have been reviewed by the Audit committee and approved by the Board of Directors at their meetings held on November 02, 2022
- The details of utilization of IPO proceeds and pre-IPO placement are as follows:

Particulars	Objects of the issue as per Prospectus	Utilisation upto September 30, 2022	Unutilised amount as on September 30, 2022
Repayment / prepayment in full or in part of borrowings availed by the Company		630.00	630.00
Funding for working capital requirements		950.00	809.80
General corporate purposes		549.23	537.00
Total utilised/un-utilised funds		2,129.23	1,976.80
			152.43

- IPO Proceeds which were unutilised as at September 30, 2022 are in Monitoring agency account
- The Group's business activity falls within a single line of business of business segment, in terms of Ind AS 108 "Operating Segments"
- Unaudited consolidated statement of assets and liabilities and statement of cash flows are presented in Annexure 1 and Annexure 2 respectively
- Previous period figures have been regrouped/reclassified wherever necessary to conform to current period classification.

Place: Hyderabad
Date: November 02, 2022



For and on behalf of the Board of Directors

(Parvat Srinivas Reddy)
Managing Director
DIN: 00359139



email : info@mtar.in website : www.mtar.in

CIN No : L72200TG1999PLC032836

MTAR Technologies Limited
Statement of assets and liabilities (Standalone and Consolidated) as at September 30, 2022


Annexure - 1

(Amounts in INR in millions)

Particulars	Standalone (unaudited)	Standalone (Audited)	Consolidated (unaudited)	Consolidated (audited)
	30-Sep-22	31-Mar-22	30-Sep-22	31-Mar-22
Property, plant and equipment	2,363.95	1,953.86	2,451.58	1,953.86
Capital work-in-progress	379.83	438.00	379.83	438.00
Intangible assets	15.75	10.09	15.78	10.09
Investment in subsidiary	88.30	0.10		
Financial assets				
Investments	0.10	0.10	0.10	0.10
Others	21.12	21.62	21.46	21.62
Non-current tax assets (net)	5.40	5.17	5.40	5.17
Other non-current assets	268.21	216.18	269.39	216.18
	3,142.66	2,645.12	3,143.54	2,645.02
Current assets				
Inventories	2,432.63	1,703.16	2,432.63	1,703.16
Financial assets				
Investment in units of mutual fund	478.19	623.30	478.19	623.30
Trade receivables	1,726.94	1,359.84	1,733.71	1,359.84
Cash and cash equivalents	228.44	595.47	230.13	595.57
Bank balances other than cash and cash equivalents	167.70	73.77	169.94	73.77
Others	18.33	67.33	17.66	67.33
Current tax asset (net)	9.65	-	9.65	-
Other current assets	318.16	209.70	315.43	209.49
	5,380.04	4,632.57	5,387.34	4,632.46
Total assets	8,522.70	7,277.69	8,530.88	7,277.48
Equity and Liabilities				
Equity				
Equity share capital	307.59	307.59	307.59	307.59
Other equity	5,309.30	4,890.05	5,301.89	4,889.80
	5,616.89	5,197.64	5,609.48	5,197.39
Liabilities				
Non-current liabilities				
Financial liabilities				
Borrowings	606.80	259.47	607.02	259.47
Provisions	-	4.24	0.75	4.24
Deferred tax liabilities (net)	180.60	162.83	184.59	162.83
	787.40	426.54	792.36	426.54
Current liabilities				
Financial liabilities				
Borrowings	735.79	699.46	735.79	699.46
Trade payables				
- dues of micro enterprises and small enterprises	56.77	7.20	56.77	7.20
- dues of creditors other than micro enterprises and small enterprises	882.97	563.20	885.48	563.21
Other financial liabilities	5.00	24.27	5.00	24.27
Provisions	10.67	30.37	10.67	30.37
Current tax liabilities (net)	-	2.87	-	2.87
Other current liabilities	427.21	326.14	435.33	326.17
	2,118.41	1,653.51	2,129.04	1,653.55
Total equity and liabilities	8,522.70	7,277.69	8,530.88	7,277.48

For and on behalf of the Board of Directors

Place: Hyderabad
Date: November 02, 2022



(Signature)
(Parvati Srinivas Reddy)
Managing Director
DIN: 00359139



email : info@mtar.in website : www.mtar.in


CIN No : L72200TG1999PLC032836

MTAR Technologies Limited						
Statement of cash flows (Standalone and Consolidated) for the half year ended September 30, 2022						
Annexure - 2						
Particulars	(Amounts in INR in millions)					
	Standalone (unaudited)		Standalone (Audited)	Consolidated (unaudited)		Consolidated (audited)
	30-Sep-22	30-Sep-21	31-Mar-22	30-Sep-22	30-Sep-21	31-Mar-22
Profit before tax	558.63	396.54	822.27	552.06	396.52	822.20
Adjustments to reconcile profit before tax to net cash flows						
Depreciation and amortisation expense	85.38	68.54	143.10	87.81	68.54	143.10
Finance costs	50.43	25.67	66.49	50.67	25.67	66.49
Liabilities no longer required written back	-	(4.04)	(2.72)	-	(4.04)	(2.72)
Gain on sale / MTM adjustment on mutual fund	(11.38)	(5.42)	(19.63)	(11.38)	(5.42)	(19.63)
Unrealised exchange gain	(36.29)	(8.36)	(14.00)	(36.29)	(8.36)	(14.00)
Loss on sale of property, plant and equipment	1.81	-	-	1.81	-	-
Interest income	(9.84)	(22.13)	(34.23)	(9.23)	(22.13)	(34.23)
Operating profit before working capital changes	638.74	450.80	961.28	635.45	450.78	961.21
Movements in working capital:						
Increase in trade receivables	(327.21)	(166.08)	(573.06)	(328.03)	(166.08)	(573.06)
Increase in inventories	(729.47)	(286.44)	(677.72)	(729.47)	(286.44)	(677.72)
Decrease in current and non current financial assets	43.87	39.02	57.55	45.62	39.02	57.55
Increase in other current and non current assets	(107.29)	(46.43)	(58.39)	(125.99)	(46.43)	(58.28)
Increase in trade payables	365.74	4.14	225.68	370.44	4.14	225.68
Increase / (decrease) in other current liabilities	101.07	(47.71)	(67.37)	100.92	(47.69)	(67.40)
Increase / (decrease) in provisions	(33.88)	2.49	14.00	(14.06)	2.49	14.00
Cash used in operations	(48.43)	(50.21)	(118.03)	(45.12)	(50.21)	(118.02)
Income tax paid (net of refunds)	(138.46)	(82.89)	(179.99)	(138.46)	(82.89)	(179.99)
Net cash flow used in operating activities (A)	(186.89)	(133.10)	(298.02)	(183.58)	(133.10)	(298.01)
B. Cash flows used in investing activities						
Purchase of property, plant and equipment, including intangible assets, capital work in progress, capital creditors and capital advances	(507.63)	(328.92)	(910.96)	(587.65)	(328.92)	(910.91)
Proceeds from sale of property, plant and equipment	6.10	-	-	6.10	-	-
Investment in units of mutual fund	(23.51)	(560.43)	(779.67)	(23.51)	(560.43)	(779.67)
Receipt from redemption in units of mutual fund	180.00	-	176.00	180.00	-	176.00
Investment in subsidiary	(88.20)	-	-	-	-	-
(Investment in) / Redemption from bank deposits (net)	(88.93)	(38.00)	29.02	(91.17)	(38.00)	29.02
Interest received	10.47	24.43	35.63	10.54	24.43	35.63
Net cash flow used in investing activities (B)	(511.70)	(902.92)	(1,449.98)	(505.69)	(902.92)	(1,449.93)
C. Cash flows from financing activities						
Dividend paid	-	(92.28)	(184.56)	-	(92.28)	(184.56)
Proceeds from long term borrowings	417.80	149.69	415.99	417.80	149.69	415.99
Repayment of long term borrowings	(70.47)	(25.00)	(50.00)	(70.47)	(25.00)	(50.00)
Proceeds from short term borrowings (net)	36.33	255.63	423.17	26.50	255.63	423.17
Finance costs paid	(52.10)	(25.67)	(64.00)	(52.34)	(25.67)	(64.00)
Net cash flows from financing activities (C)	331.56	262.37	540.60	321.49	262.37	540.60
Net decrease in cash and cash equivalents (A+B+C)	(367.03)	(773.65)	(1,207.40)	(367.78)	(773.65)	(1,207.40)
Cash and cash equivalents at the beginning of the year	595.47	1,802.87	1,802.87	595.57	1,802.97	1,802.97
Add: Cash balance acquired on acquisition	-	-	-	2.34	-	-
Cash and cash equivalents at the end of the year	228.44	1,029.22	595.47	230.13	1,029.32	595.57
Components of cash and cash equivalents						
Cash on hand	0.37	0.50	0.13	0.42	0.50	0.13
Balance with banks:						
Current accounts	56.53	175.63	4.44	58.17	175.73	4.54
On Monitoring account	4.48	2.15	8.04	4.48	2.15	8.04
Deposits with monitoring agency for amount received for IPO and Pre-IPO with original maturity of less than 3 months	167.06	690.57	432.31	167.06	690.57	432.31
Deposits with original maturity of less than three months	-	160.37	150.55	-	160.37	150.55
Total cash and cash equivalents	228.44	1,029.22	595.47	230.13	1,029.32	595.57

For and on behalf of the Board of Directors

(Parvat Srinivas Reddy)
Managing Director
DIN: 00359139

Place: Hyderabad
Date: November 02, 2022




Independent Auditor's Review Report on the Quarterly and Year to Date Unaudited Standalone Financial Results of the Company Pursuant to the Regulation 33 of the SEBI (Listing Obligations and Disclosure Requirements) Regulations, 2015, as amended**Review Report to
The Board of Directors
MTAR Technologies Limited**

1. We have reviewed the accompanying statement of unaudited standalone financial results of MTAR Technologies Limited (the "Company") for the quarter ended September 30, 2022 and year to date from April 01, 2022 to September 30, 2022 (the "Statement") attached herewith, being submitted by the Company pursuant to the requirements of Regulation 33 of the SEBI (Listing Obligations and Disclosure Requirements) Regulations, 2015, as amended (the "Listing Regulations").
2. The Company's Management is responsible for the preparation of the Statement in accordance with the recognition and measurement principles laid down in Indian Accounting Standard 34, (Ind AS 34) "Interim Financial Reporting" prescribed under Section 133 of the Companies Act, 2013 as amended, read with relevant rules issued thereunder and other accounting principles generally accepted in India and in compliance with Regulation 33 of the Listing Regulations. The Statement has been approved by the Company's Board of Directors. Our responsibility is to express a conclusion on the Statement based on our review.
3. We conducted our review of the Statement in accordance with the Standard on Review Engagements (SRE) 2410, "Review of Interim Financial Information Performed by the Independent Auditor of the Entity" issued by the Institute of Chartered Accountants of India. This standard requires that we plan and perform the review to obtain moderate assurance as to whether the Statement is free of material misstatement. A review of interim financial information consists of making inquiries, primarily of persons responsible for financial and accounting matters, and applying analytical and other review procedures. A review is substantially less in scope than an audit conducted in accordance with Standards on Auditing and consequently does not enable us to obtain assurance that we would become aware of all significant matters that might be identified in an audit. Accordingly, we do not express an audit opinion.
4. Based on our review conducted as above, nothing has come to our attention that causes us to believe that the accompanying Statement, prepared in accordance with the recognition and measurement principles laid down in the aforesaid Indian Accounting Standards ('Ind AS') specified under Section 133 of the Companies Act, 2013 as amended, read with relevant rules issued thereunder and other accounting principles generally accepted in India, has not disclosed the information required to be disclosed in terms of the Listing Regulations, including the manner in which it is to be disclosed, or that it contains any material misstatement.

For S.R. BATLIBOI & ASSOCIATES LLP

Chartered Accountants

ICAI Firm registration number: 101049W/E300004

per Navneet Rai Kabra
Partner

Membership No.: 102328

UDIN: 22102328BBTFUV1886



Place: Hyderabad


Date: November 02, 2022

Independent Auditor's Review Report on the Quarterly and Year to Date Unaudited Consolidated Financial Results of the Company Pursuant to the Regulation 33 of the SEBI (Listing Obligations and Disclosure Requirements) Regulations, 2015, as amended**Review Report to
The Board of Directors
MTAR Technologies Limited**

1. We have reviewed the accompanying Statement of Unaudited Consolidated Financial Results of MTAR Technologies Limited (the "Holding Company") and its subsidiaries (the Holding Company and its subsidiaries together referred to as "the Group") for the quarter ended September 30, 2022 and year to date from April 01, 2022 to September 30, 2022 (the "Statement") attached herewith, being submitted by the Holding Company pursuant to the requirements of Regulation 33 of the SEBI (Listing Obligations and Disclosure Requirements) Regulations, 2015, as amended (the "Listing Regulations").
2. The Holding Company's Management is responsible for the preparation of the Statement in accordance with the recognition and measurement principles laid down in Indian Accounting Standard 34, (Ind AS 34) "Interim Financial Reporting" prescribed under Section 133 of the Companies Act, 2013 as amended, read with relevant rules issued thereunder and other accounting principles generally accepted in India and in compliance with Regulation 33 of the Listing Regulations. The Statement has been approved by the Holding Company's Board of Directors. Our responsibility is to express a conclusion on the Statement based on our review.
3. We conducted our review of the Statement in accordance with the Standard on Review Engagements (SRE) 2410, "Review of Interim Financial Information Performed by the Independent Auditor of the Entity" issued by the Institute of Chartered Accountants of India. This standard requires that we plan and perform the review to obtain moderate assurance as to whether the Statement is free of material misstatement. A review of interim financial information consists of making inquiries, primarily of persons responsible for financial and accounting matters, and applying analytical and other review procedures. A review is substantially less in scope than an audit conducted in accordance with Standards on Auditing and consequently does not enable us to obtain assurance that we would become aware of all significant matters that might be identified in an audit. Accordingly, we do not express an audit opinion.

We also performed procedures in accordance with the Circular No. CIR/CFD/CMD1/44/2019 dated March 29, 2019 issued by the Securities and Exchange Board of India under Regulation 33(8) of the Listing Regulations, to the extent applicable.

4. The Statement includes the results of the following entities:
 - Magnatar Aero Systems Private Limited
 - Gee Pee Aerospace and Defence Private Limited
5. Based on our review conducted and procedures performed as stated in paragraph 3 above and based on the consideration of the review/audit reports of other auditors referred to in paragraph 6 below, nothing has come to our attention that causes us to believe that the accompanying Statement, prepared in accordance with recognition and measurement principles laid down in the aforesaid Indian Accounting Standards ('Ind AS') specified under Section 133 of the Companies Act, 2013, as amended, read with relevant rules issued thereunder and other accounting principles generally accepted in India, has not disclosed the information required to be disclosed in terms of the Listing Regulations, including the manner in which it is to be disclosed, or that it contains any material misstatement.



S.R. BATLIBOI & ASSOCIATES LLP

Chartered Accountants

6. The accompanying Statement includes the unaudited interim financial results and other financial information, in respect of:
- two subsidiaries, whose unaudited interim financial results include total assets of Rs. 43.22 million as at September 30, 2022, total revenues of Rs. 3.31 million and Rs. 3.40 million, total net loss after tax of Rs. 3.29 million and Rs. 4.54 million, total comprehensive loss of Rs. 3.89 million and Rs. 5.14 million, for the quarter ended September 30, 2022 and the period ended on that date respectively, and net cash inflows of Rs. 1.49 million for the period from April 01, 2022 to September 30, 2022, as considered in the Statement which have been reviewed by their respective independent auditors.

The independent auditor's reports on interim financial results and other financial information of these entities have been furnished to us by the Management and our conclusion on the Statement, in so far as it relates to the amounts and disclosures in respect of these subsidiaries is based solely on the report of such auditors and procedures performed by us as stated in paragraph 3 above.

Our conclusion on the Statement in respect of matters stated in para 6 above is not modified with respect to our reliance on the work done and the reports of the other auditors.

For S.R. BATLIBOI & ASSOCIATES LLP

Chartered Accountants

ICAI Firm registration number: 101049W/E300004

Navneet Rai

per Navneet Rai Kabra

Partner

Membership No.: 102328

UDIN: 22102328 BBTH DS9512



Place: Hyderabad

Date: November 02, 2022