

INDEPENDENT AUDITOR'S REPORT

To the Members of MTAR Technologies Limited

Report on the Audit of the Standalone Financial Statements**Opinion**

We have audited the accompanying standalone financial statements of MTAR Technologies Limited ("the Company"), which comprise the Balance sheet as at March 31 2022, the Statement of Profit and Loss, including the statement of Other Comprehensive Income, the Cash Flow Statement and the Statement of Changes in Equity for the year then ended, and notes to the standalone financial statements, including a summary of significant accounting policies and other explanatory information.

In our opinion and to the best of our information and according to the explanations given to us, the aforesaid standalone financial statements give the information required by the Companies Act, 2013, as amended ("the Act") in the manner so required and give a true and fair view in conformity with the accounting principles generally accepted in India, of the state of affairs of the Company as at March 31, 2022, its profit including other comprehensive income, its cash flows and the changes in equity for the year ended on that date.

Basis for Opinion

We conducted our audit of the standalone financial statements in accordance with the Standards on Auditing (SAs), as specified under section 143(10) of the Act. Our responsibilities under those Standards are further described in the 'Auditor's Responsibilities for the Audit of the Standalone Financial Statements' section of our report. We are independent of the Company in accordance with the 'Code of Ethics' issued by the Institute of Chartered Accountants of India together with the ethical requirements that are relevant to our audit of the financial statements under the provisions of the Act and the Rules thereunder, and we have fulfilled our other ethical responsibilities in accordance with these requirements and the Code of Ethics. We believe that the audit evidence we have obtained is sufficient and appropriate to provide a basis for our audit opinion on the standalone financial statements.

Key Audit Matters

Key audit matters are those matters that, in our professional judgment, were of most significance in our audit of the standalone financial statements for the financial year ended March 31, 2022. These matters were addressed in the context of our audit of the standalone financial statements as a whole, and in forming our opinion thereon, and we do not provide a separate opinion on these matters. For each matter below, our description of how our audit addressed the matter is provided in that context.

We have determined the matters described below to be the key audit matters to be communicated in our report. We have fulfilled the responsibilities described in the Auditor's responsibilities for the audit of the standalone financial statements section of our report, including in relation to these matters. Accordingly, our audit included the performance of procedures designed to respond to our assessment of the risks of material misstatement of the standalone financial statements. The results of our audit procedures, including the procedures performed to address the matters below, provide the basis for our audit opinion on the accompanying standalone financial statements.



S.R. BATLIBOI & ASSOCIATES LLP

Chartered Accountants

Key audit matters	How our audit addressed the key audit matter
Revenue recognition for long term projects (as described in Note 2.2(f) and 20 of the standalone financial statements)	
<p>Revenue from contracts with customer is recognised when control of the goods is transferred to the customer at an amount that reflects the consideration to which the Company expects to be entitled in exchange for those goods. During the year ended March 31, 2022, the Company has recognised revenue amounting to Rs. 1,177.44 millions and Rs. 1,981.84 millions from domestic and export sales respectively.</p> <p>The point at which control passes is determined based on the terms and conditions by each customer arrangement i.e., delivery specifications including incoterms in case of exports. The risk is, therefore, that revenue may not get recognised in the correct period.</p> <p>Accordingly, due to the significant risk associated with revenue recognition in accordance with terms of Ind AS 115 'Revenue from contracts with customers', it has been determined to be a key audit matter in our audit of the standalone financial statements.</p>	<p>Our audit procedures, among others included the following:</p> <ul style="list-style-type: none">• Assessed the Company's revenue recognition policy in terms of Ind AS 115 ("Revenue from Contracts with Customers").• Obtained an understanding, assessed the design and tested the operating effectiveness of internal controls related to revenue recognition.• Performed the following tests for a sample of transactions<ul style="list-style-type: none">○ tested supporting documentation for sales transactions recorded during the year which included sales invoices, customer contracts / sales orders, shipping documents and other related documents.○ verified whether the recognition of revenue is in accordance with the incoterms / when the conditions for revenue recognitions are satisfied.• Tested the supporting documentation for sample of sales transactions recorded during the period closer to the year end and subsequent to the year end to agree the period of revenue recognition to underlying documents as referred above.• Assessed the relevant disclosures made in the standalone financial statements.

Other Information

The Company's Board of Directors is responsible for the other information. The other information comprises the information included in the Annual report, but does not include the standalone financial statements and our auditor's report thereon.

Our opinion on the standalone financial statements does not cover the other information and we do not express any form of assurance conclusion thereon.

In connection with our audit of the standalone financial statements, our responsibility is to read the other information and, in doing so, consider whether such other information is materially inconsistent with the financial statements or our knowledge obtained in the audit or otherwise appears to be materially misstated. If, based on the work we have performed, we conclude that there is a material misstatement of this other information, we are required to report that fact. We have nothing to report in this regard.



Responsibilities of Management for the Standalone Financial Statements

The Company's Board of Directors is responsible for the matters stated in section 134(5) of the Act with respect to the preparation of these standalone financial statements that give a true and fair view of the financial position, financial performance including other comprehensive income, cash flows and changes in equity of the Company in accordance with the accounting principles generally accepted in India, including the Indian Accounting Standards (Ind AS) specified under section 133 of the Act read with the Companies (Indian Accounting Standards) Rules, 2015, as amended. This responsibility also includes maintenance of adequate accounting records in accordance with the provisions of the Act for safeguarding of the assets of the Company and for preventing and detecting frauds and other irregularities; selection and application of appropriate accounting policies; making judgments and estimates that are reasonable and prudent; and the design, implementation and maintenance of adequate internal financial controls, that were operating effectively for ensuring the accuracy and completeness of the accounting records, relevant to the preparation and presentation of the standalone financial statements that give a true and fair view and are free from material misstatement, whether due to fraud or error.

In preparing the standalone financial statements, management is responsible for assessing the Company's ability to continue as a going concern, disclosing, as applicable, matters related to going concern and using the going concern basis of accounting unless management either intends to liquidate the Company or to cease operations, or has no realistic alternative but to do so.

Those Board of Directors are also responsible for overseeing the Company's financial reporting process.

Auditor's Responsibilities for the Audit of the Standalone Financial Statements

Our objectives are to obtain reasonable assurance about whether the standalone financial statements as a whole are free from material misstatement, whether due to fraud or error, and to issue an auditor's report that includes our opinion. Reasonable assurance is a high level of assurance, but is not a guarantee that an audit conducted in accordance with SAs will always detect a material misstatement when it exists. Misstatements can arise from fraud or error and are considered material if, individually or in the aggregate, they could reasonably be expected to influence the economic decisions of users taken on the basis of these standalone financial statements.

As part of an audit in accordance with SAs, we exercise professional judgment and maintain professional skepticism throughout the audit. We also:

- Identify and assess the risks of material misstatement of the standalone financial statements, whether due to fraud or error, design and perform audit procedures responsive to those risks, and obtain audit evidence that is sufficient and appropriate to provide a basis for our opinion. The risk of not detecting a material misstatement resulting from fraud is higher than for one resulting from error, as fraud may involve collusion, forgery, intentional omissions, misrepresentations, or the override of internal control.
- Obtain an understanding of internal control relevant to the audit in order to design audit procedures that are appropriate in the circumstances. Under section 143(3)(i) of the Act, we are also responsible for expressing our opinion on whether the Company has adequate internal financial controls with reference to financial statements in place and the operating effectiveness of such controls.
- Evaluate the appropriateness of accounting policies used and the reasonableness of accounting estimates and related disclosures made by management.
- Conclude on the appropriateness of management's use of the going concern basis of accounting and, based on the audit evidence obtained, whether a material uncertainty exists related to events or conditions that may cast significant doubt on the Company's ability to continue as a going



S.R. BATLIBOI & ASSOCIATES LLP

Chartered Accountants

concern. If we conclude that a material uncertainty exists, we are required to draw attention in our auditor's report to the related disclosures in the financial statements or, if such disclosures are inadequate, to modify our opinion. Our conclusions are based on the audit evidence obtained up to the date of our auditor's report. However, future events or conditions may cause the Company to cease to continue as a going concern.

- Evaluate the overall presentation, structure and content of the standalone financial statements, including the disclosures, and whether the standalone financial statements represent the underlying transactions and events in a manner that achieves fair presentation.

We communicate with those charged with governance regarding, among other matters, the planned scope and timing of the audit and significant audit findings, including any significant deficiencies in internal control that we identify during our audit.

We also provide those charged with governance with a statement that we have complied with relevant ethical requirements regarding independence, and to communicate with them all relationships and other matters that may reasonably be thought to bear on our independence, and where applicable, related safeguards.

From the matters communicated with those charged with governance, we determine those matters that were of most significance in the audit of the standalone financial statements for the financial year ended March 31, 2022 and are therefore the key audit matters. We describe these matters in our auditor's report unless law or regulation precludes public disclosure about the matter or when, in extremely rare circumstances, we determine that a matter should not be communicated in our report because the adverse consequences of doing so would reasonably be expected to outweigh the public interest benefits of such communication.

Report on Other Legal and Regulatory Requirements

1. As required by the Companies (Auditor's Report) Order, 2020 ("the Order"), issued by the Central Government of India in terms of sub-section (11) of section 143 of the Act, based on our audit paragraph we give in the "Annexure 1" a statement on the matters specified in paragraphs 3 and 4 of the Order.
2. As required by Section 143(3) of the Act, we report that:
 - (a) We have sought and obtained all the information and explanations which to the best of our knowledge and belief were necessary for the purposes of our audit;
 - (b) In our opinion, proper books of account as required by law have been kept by the Company so far as it appears from our examination of those books;
 - (c) The Balance Sheet, the Statement of Profit and Loss including the Statement of Other Comprehensive Income, the Cash Flow Statement and Statement of Changes in Equity dealt with by this Report are in agreement with the books of account;
 - (d) In our opinion, the aforesaid standalone financial statements comply with the Accounting Standards specified under Section 133 of the Act, read with Companies (Indian Accounting Standards) Rules, 2015, as amended;
 - (e) On the basis of the written representations received from the directors as on March 31, 2022 taken on record by the Board of Directors, none of the directors is disqualified as on March 31, 2022 from being appointed as a director in terms of Section 164 (2) of the Act;



S.R. BATLIBOI & ASSOCIATES LLP

Chartered Accountants

- (f) With respect to the adequacy of the internal financial controls with reference to these standalone financial statements and the operating effectiveness of such controls, refer to our separate Report in "Annexure 2" to this report;
- (g) In our opinion, the managerial remuneration for the year ended March 31, 2022 has been paid / provided by the Company to its directors in accordance with the provisions of section 197 read with Schedule V to the Act;
- (h) With respect to the other matters to be included in the Auditor's Report in accordance with Rule 11 of the Companies (Audit and Auditors) Rules, 2014, as amended in our opinion and to the best of our information and according to the explanations given to us:
 - i. The Company has disclosed the impact of pending litigations on its financial position in its standalone financial statements – Refer Note 32 to the standalone financial statements;
 - ii. The Company did not have any long-term contracts including derivative contracts for which there were any material foreseeable losses
 - iii. There were no amounts which were required to be transferred to the Investor Education and Protection Fund by the Company.
 - iv.
 - a) The management has represented that, to the best of its knowledge and belief, no funds have been advanced or loaned or invested (either from borrowed funds or share premium or any other sources or kind of funds) by the company to or in any other person or entity, including foreign entities ("Intermediaries"), with the understanding, whether recorded in writing or otherwise, that the Intermediary shall, whether, directly or indirectly lend or invest in other persons or entities identified in any manner whatsoever by or on behalf of the company ("Ultimate Beneficiaries") or provide any guarantee, security or the like on behalf of the Ultimate Beneficiaries;
 - b) The management has represented that, to the best of its knowledge and belief, no funds have been received by the company from any person or entity, including foreign entities ("Funding Parties"), with the understanding, whether recorded in writing or otherwise, that the company shall, whether, directly or indirectly, lend or invest in other persons or entities identified in any manner whatsoever by or on behalf of the Funding Party ("Ultimate Beneficiaries") or provide any guarantee, security or the like on behalf of the Ultimate Beneficiaries; and
 - c) Based on such audit procedures performed that have been considered reasonable and appropriate in the circumstances, nothing has come to our notice that has caused us to believe that the representations under sub-clause (a) and (b) contain any material misstatement.



S.R. BATLIBOI & ASSOCIATES LLP

Chartered Accountants


- v. The final dividend paid by the Company during the year in respect of the same declared for the previous year is in accordance with section 123 of the Act to the extent it applies to payment of dividend.

The interim dividend declared and paid by the Company during the year and until the date of this audit report is in accordance with section 123 of the Act.

For **S.R. Batliboi & Associates LLP**

Chartered Accountants

ICAI Firm Registration Number: 11049W/E300004



per **Navneet Rai Kabra**

Partner

Membership Number: 102328

UDIN: 22102328AJMNIR8784



Place of Signature: Hyderabad

Date: May 24, 2022

Annexure 1 referred to in paragraph under the heading “Report on Other legal and Regulatory Requirements” of our report of even date

Re: MTAR Technologies Limited (“the Company”)

- (i) (a) (A) The Company has maintained proper records showing full particulars, including quantitative details and situation of Property, Plant and Equipment.
- (B) The Company has maintained proper records showing full particulars of intangibles assets.
- (b) All Property, Plant and Equipment have not been physically verified by the management during the year, but there is regular programme of verification which in our opinion is reasonable having regard to the size of the Company and the nature of its assets. No material discrepancies were noted on such verification.
- (c) The title deeds of all the immovable properties (other than properties where the Company is the lessee and the lease agreements are duly executed in favour of the lessee) are held in the name of the Company.
- (d) The Company has not revalued its Property, Plant and Equipment (including Right of use assets) or intangible assets during the year ended March 31, 2022.
- (e) There are no proceedings initiated or are pending against the Company for holding any benami property under the Prohibition of Benami Property Transactions Act, 1988 and rules made thereunder.
- (ii) (a) The management has conducted physical verification of inventory at reasonable intervals during the year. In our opinion the coverage and the procedure of such verification by the management is appropriate.
- (b) As disclosed in note 17 to the standalone financial statements, the Company has been sanctioned working capital limits in excess of Rs. five crores in aggregate from banks during the year on the basis of security of current assets of the Company. The quarterly returns/statements filed by the Company with such banks are in agreement with the books of accounts of the Company.
- (iii) (a) During the year the Company has not provided loans, advances in the nature of loans, stood guarantee or provided security to companies, firms, Limited Liability Partnerships or any other parties. Accordingly, the requirement to report on clause 3(iii)(a) of the Order is not applicable to the Company.
- (b) During the year the investments made are not prejudicial to the Company's interest.
- (c) The Company has not granted loans and advances in the nature of loans to companies, firms, Limited Liability Partnerships or any other parties. Accordingly, the requirement to report on clause 3(iii)(c) of the Order is not applicable to the Company.
- (d) The Company has not granted loans and advances in the nature of loans to companies, firms, Limited Liability Partnerships or any other parties. Accordingly, the requirement to report on clause 3(iii)(d) of the Order is not applicable to the Company.
- (e) The Company has not granted loans and advances in the nature of loans to companies, firms, Limited Liability Partnerships or any other parties. Accordingly, the requirement to report on clause 3(iii)(e) of the Order is not applicable to the Company.
- (f) The Company has not granted loans and advances in the nature of loans to companies, firms, Limited Liability Partnerships or any other parties. Accordingly, the requirement to report on clause 3(iii)(f) of the Order is not applicable to the Company.



S.R. BATLIBOI & ASSOCIATES LLP

Chartered Accountants

- (iv) Loans, investments, guarantees and security in respect of which provisions of sections 185 and 186 of the Companies Act, 2013 are applicable have been complied with by the Company.
- (v) The Company has neither accepted any deposits from the public nor accepted any amounts which are deemed to be deposits within the meaning of sections 73 to 76 of the Companies Act and the rules made thereunder, to the extent applicable. Accordingly, the requirement to report on clause 3(v) of the Order is not applicable to the Company.
- (vi) We have broadly reviewed the books of account maintained by the Company pursuant to the rules made by the Central Government for the maintenance of cost records under section 148(1) of the Companies Act, 2013, related to the manufacture of high precision machinery and are of the opinion that prima facie, the specified accounts and records have been made and maintained. We have not, however, made a detailed examination of the same.
- (vii)
 - (a) The Company is regular in depositing with appropriate authorities undisputed statutory dues including goods and services tax, provident fund, employees' state insurance, income-tax, sales-tax, service tax, duty of customs, duty of excise, value added tax, cess and other statutory dues applicable to it. According to the information and explanations given to us and based on audit procedures performed by us, no undisputed amounts payable in respect of these statutory dues were outstanding, at the year end, for a period of more than six months from the date they became payable.
 - (b) There are no dues of goods and services tax, provident fund, employees' state insurance, income tax, sales-tax, service tax, customs duty, excise duty, value added tax, cess, and other statutory dues which have not been deposited on account of any dispute.
- (viii) The Company has not surrendered or disclosed any transaction, previously unrecorded in the books of account, in the tax assessments under the Income Tax Act, 1961 as income during the year. Accordingly, the requirement to report on clause 3(viii) of the Order is not applicable to the Company.
- (ix)
 - (a) The Company has not defaulted in repayment of loans or other borrowings or in the payment of interest thereon to any lender.
 - (b) The Company has not been declared wilful defaulter by any bank or financial institution or government or any government authority.
 - (c) Term loans were applied for the purpose for which the loans were obtained.
 - (d) On an overall examination of the financial statements of the Company, no funds raised on short-term basis have been used for long-term purposes by the Company.
 - (e) On an overall examination of the financial statements of the Company, the Company has not taken any funds from any entity or person on account of or to meet the obligations of its subsidiary.
 - (f) The Company has not raised loans during the year on the pledge of securities held in its subsidiary company. Hence, the requirement to report on clause (ix)(f) of the Order is not applicable to the Company.
- (x)
 - (a) Monies raised during the previous year by the Company by way of initial public offer were applied for the purpose for which they were raised, though unutilised funds which were not required for immediate utilization have been invested in fixed deposits/maintained in current account. The maximum amount of unutilised funds invested during the year was Rs. 1,540.23 million, of which Rs. 427.79 million was outstanding at the end of the year.



S.R. BATLIBOI & ASSOCIATES LLP

Chartered Accountants

- (b) The Company has not made any preferential allotment or private placement of shares /fully or partially or optionally convertible debentures during the year under audit and hence, the requirement to report on clause 3(x)(b) of the Order is not applicable to the Company.
- (xi) (a) No fraud by the Company or no fraud on the Company has been noticed or reported during the year.
(b) During the year, no report under sub-section (12) of section 143 of the Companies Act, 2013 has been filed by cost auditor or secretarial auditor or by us in Form ADT – 4 as prescribed under Rule 13 of Companies (Audit and Auditors) Rules, 2014 with the Central Government.
(c) As represented to us by the management, there are no whistle blower complaints received by the Company during the year.
- (xii) The Company is not a nidhi Company as per the provisions of the Companies Act, 2013. Therefore, the requirement to report on clause 3(xii) of the Order is not applicable to the Company.
- (xiii) Transactions with the related parties are in compliance with sections 177 and 188 of Companies Act, 2013 where applicable and the details have been disclosed in the notes to the financial statements, as required by the applicable accounting standards.
- (xiv) (a) The Company has an internal audit system commensurate with the size and nature of its business.
(b) The internal audit reports of the Company issued till the date of the audit report, for the period under audit have been considered by us.
- (xv) The Company has not entered into any non-cash transactions with its directors or persons connected with its directors and hence requirement to report on clause 3(xv) of the Order is not applicable to the Company.
- (xvi) The provisions of section 45-IA of the Reserve Bank of India Act, 1934 (2 of 1934) are not applicable to the Company. Accordingly, the requirement to report on clause (xvi) of the Order is not applicable to the Company.
- (xvii) The Company has not incurred cash losses in the current year and in the immediately preceding financial year.
- (xviii) There has been no resignation of the statutory auditors during the year and accordingly requirement to report on Clause 3(xviii) of the Order is not applicable to the Company.
- (xix) On the basis of the financial ratios disclosed in note 40 to the financial statements, ageing and expected dates of realization of financial assets and payment of financial liabilities, other information accompanying the financial statements, our knowledge of the Board of Directors and management plans and based on our examination of the evidence supporting the assumptions, nothing has come to our attention, which causes us to believe that any material uncertainty exists as on the date of the audit report that Company is not capable of meeting its liabilities existing at the date of balance sheet as and when they fall due within a period of one year from the balance sheet date. We, however, state that this is not an assurance as to the future viability of the Company. We further state that our reporting is based on the facts up to the date of the audit report and we neither give any guarantee nor any assurance that all liabilities falling due within a period of one year from the balance sheet date, will get discharged by the Company as and when they fall due.



S.R. BATLIBOI & ASSOCIATES LLP

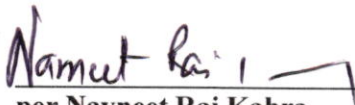
Chartered Accountants

- (xx) (a) In respect of other than ongoing projects, there are no unspent amounts that are required to be transferred to a fund specified in Schedule VII of the Companies Act (the Act), in compliance with second proviso to sub section 5 of section 135 of the Act. This matter has been disclosed in note 27 to the financial statements.
- (b) There are no unspent amounts in respect of ongoing projects, that are required to be transferred to a special account in compliance of provision of sub section (6) of section 135 of Companies Act. This matter has been disclosed in note 27 to the financial statements.

For **S.R. Batliboi & Associates LLP**

Chartered Accountants

ICAI Firm Registration Number: 101049W/E300004



per Navneet Rai Kabra

Partner

Membership Number: 102328

UDIN: 22102328AJMNIR8784



Place of Signature: Hyderabad

Date: May 24, 2022

ANNEXURE 2 TO THE INDEPENDENT AUDITOR'S REPORT OF EVEN DATE ON THE STANDALONE FINANCIAL STATEMENTS OF MTAR TECHNOLOGIES LIMITED

Report on the Internal Financial Controls under Clause (i) of Sub-section 3 of Section 143 of the Companies Act, 2013 ("the Act")

We have audited the internal financial controls with reference to standalone financial statements of MTAR Technologies Limited ("the Company") as of March 31, 2022 in conjunction with our audit of the standalone financial statements of the Company for the year ended on that date.

Management's Responsibility for Internal Financial Controls

The Company's Management is responsible for establishing and maintaining internal financial controls based on the internal control over financial reporting criteria established by the Company considering the essential components of internal control stated in the Guidance Note on Audit of Internal Financial Controls Over Financial Reporting issued by the Institute of Chartered Accountants of India ("ICAI"). These responsibilities include the design, implementation and maintenance of adequate internal financial controls that were operating effectively for ensuring the orderly and efficient conduct of its business, including adherence to the Company's policies, the safeguarding of its assets, the prevention and detection of frauds and errors, the accuracy and completeness of the accounting records, and the timely preparation of reliable financial information, as required under the Companies Act, 2013.

Auditor's Responsibility

Our responsibility is to express an opinion on the Company's internal financial controls with reference to these standalone financial statements based on our audit. We conducted our audit in accordance with the Guidance Note on Audit of Internal Financial Controls Over Financial Reporting (the "Guidance Note") and the Standards on Auditing, as specified under section 143(10) of the Act, to the extent applicable to an audit of internal financial controls, both issued by ICAI. Those Standards and the Guidance Note require that we comply with ethical requirements and plan and perform the audit to obtain reasonable assurance about whether adequate internal financial controls with reference to these standalone financial statements was established and maintained and if such controls operated effectively in all material respects.

Our audit involves performing procedures to obtain audit evidence about the adequacy of the internal financial controls with reference to these standalone financial statements and their operating effectiveness. Our audit of internal financial controls with reference to standalone financial statements included obtaining an understanding of internal financial controls with reference to these standalone financial statements, assessing the risk that a material weakness exists, and testing and evaluating the design and operating effectiveness of internal control based on the assessed risk. The procedures selected depend on the auditor's judgement, including the assessment of the risks of material misstatement of the financial statements, whether due to fraud or error.

We believe that the audit evidence we have obtained is sufficient and appropriate to provide a basis for our audit opinion on the Company's internal financial controls with reference to these standalone financial statements.



S.R. BATLIBOI & ASSOCIATES LLP

Chartered Accountants

Meaning of Internal Financial Controls With Reference to these Standalone Financial Statements

A company's internal financial controls with reference to standalone financial statements is a process designed to provide reasonable assurance regarding the reliability of financial reporting and the preparation of financial statements for external purposes in accordance with generally accepted accounting principles. A company's internal financial controls with reference to standalone financial statements includes those policies and procedures that (1) pertain to the maintenance of records that, in reasonable detail, accurately and fairly reflect the transactions and dispositions of the assets of the company; (2) provide reasonable assurance that transactions are recorded as necessary to permit preparation of financial statements in accordance with generally accepted accounting principles, and that receipts and expenditures of the company are being made only in accordance with authorisations of management and directors of the company; and (3) provide reasonable assurance regarding prevention or timely detection of unauthorised acquisition, use, or disposition of the company's assets that could have a material effect on the financial statements.

Inherent Limitations of Internal Financial Controls With Reference to Standalone Financial Statements

Because of the inherent limitations of internal financial controls with reference to standalone financial statements, including the possibility of collusion or improper management override of controls, material misstatements due to error or fraud may occur and not be detected. Also, projections of any evaluation of the internal financial controls with reference to standalone financial statements to future periods are subject to the risk that the internal financial control with reference to standalone financial statements may become inadequate because of changes in conditions, or that the degree of compliance with the policies or procedures may deteriorate.


Opinion

In our opinion, the Company has, in all material respects, adequate internal financial controls with reference to standalone financial statements and such internal financial controls with reference to standalone financial statements were operating effectively as at March 31, 2022, based on the internal control over financial reporting criteria established by the Company considering the essential components of internal control stated in the Guidance Note issued by the ICAI.

For **S.R. Batliboi & Associates LLP**

Chartered Accountants

ICAI Firm Registration Number: 101049W/E300004



per Navneet Rai Kabra

Partner

Membership Number: 102328

UDIN: 22102328AJMNIR8784



Place of Signature: Hyderabad

Date: May 24, 2022

MTAR Technologies Limited
CIN: L72200TG1999PLC032836
Standalone balance sheet as at March 31, 2022

(All amounts are in Indian rupees in millions, except share data and unless otherwise stated)

Particulars	Notes	As at March 31, 2022	As at March 31, 2021
Assets			
Non-current assets			
Property, plant and equipment	3	1,953.86	1,661.16
Capital work in progress	3.1	438.00	105.20
Intangible assets	3	10.09	9.48
Investment in subsidiary	4 (a)	0.10	0.10
Financial assets			
Investments	4 (b)	0.10	0.10
Other financial assets	5	21.62	21.24
Non-current tax assets (net)	6	5.17	5.00
Other non-current assets	7	216.18	75.48
		2,645.12	1,877.76
Current assets			
Inventories	9	1,703.16	1,025.44
Financial assets			
Investment in mutual funds	4 (c)	623.30	-
Trade receivables	10	1,359.84	772.78
Cash and cash equivalents	11	595.47	1,802.87
Bank balances other than cash and cash equivalents	12	73.77	106.13
Other financial assets	5	67.33	126.66
Other current assets	8	209.70	151.58
		4,632.57	3,985.46
Total assets		7,277.69	5,863.22
Equity and liabilities			
Equity			
Equity share capital	13	307.59	307.59
Other equity	14	4,890.05	4,459.98
		5,197.64	4,767.57
Liabilities			
Non-current liabilities			
Financial Liabilities			
Borrowings	17	259.47	71.26
Provisions	15	4.24	3.59
Deferred tax liabilities (net)	16	162.83	126.93
		426.54	201.78
Current liabilities			
Financial liabilities			
Borrowings	17	699.46	98.51
Trade payables	18		
- dues of micro, small and medium enterprises		7.20	5.74
- dues of creditors other than micro, small and medium enterprises		563.20	341.70
Other financial liabilities	16A	24.27	26.44
Provisions	15	30.37	25.23
Current tax liabilities (net)	6	2.87	2.74
Other current liabilities	19	326.14	393.51
		1,653.51	893.87
Total equity and liabilities		7,277.69	5,863.22
Summary of significant accounting policies	2.2		

The accompanying notes are an integral part of the standalone financial statements.

As per our report of even date

For S.R. BATLIBOI & ASSOCIATES LLP


Chartered accountants

ICAI Firm registration number: 101049W/E300004

Navneet Rai Kabra
per Navneet Rai Kabra

Partner

Membership no: 102328



For and on behalf of the Board of Directors of

MTAR Technologies Limited
Parvat Srinivas Reddy
Parvat Srinivas Reddy

Managing Director

DIN: 00359139

P. Anand
P. Anand

Gunneswara Rao Pusarla
Chief Financial Officer

Venkatasathishkumar Reddy Gangapatnam
Venkatasathishkumar Reddy Gangapatnam

Director

DIN: 06535717

Shubham Sunil Bagadia
Shubham Sunil Bagadia

Company Secretary

Membership no: ACS-55748


Place: Hyderabad
Date: May 24, 2022

Place: Hyderabad
Date: May 24, 2022

MTAR Technologies Limited

CIN: L72200TG1999PLC032836

Standalone statement of profit and loss for the year ended March 31, 2022

(All amounts are in Indian rupees in millions, except share data and unless otherwise stated)

Particulars	Notes	For the year ended March 31, 2022	For the year ended March 31, 2021
Income			
Revenue from operations	20	3,220.06	2,464.32
Other income	21	87.53	13.10
Total income		3,307.59	2,477.42
Expenses			
Cost of materials consumed	22	1,574.05	1,017.54
Changes in inventories of work-in-progress	23	(411.54)	(216.01)
Employee benefit expense	24	707.77	530.40
Finance costs	25	66.49	70.01
Depreciation and amortisation expense	26	143.10	125.57
Other expenses	27	405.45	301.47
Total expenses		2,485.32	1,828.98
Profit before tax		822.27	648.44
Tax expense	28		
Current tax		179.95	110.25
Adjustment of tax relating to earlier periods		-	1.00
Deferred tax		33.51	76.36
Total tax expense		213.46	187.61
Profit for the year		608.81	460.83
Other comprehensive income (OCI)			
OCI not to be reclassified to profit or loss in subsequent periods:			
Re-measurement gains/ (losses) on defined benefit plans		8.21	(8.57)
Income tax effect		(2.39)	2.50
OCI for the period, net of tax		5.82	(6.07)
Total comprehensive income for the year		614.63	454.76
Earnings per equity share of Rs. 10 each fully paid	29		
Basic and diluted, computed on the basis of profit attributable to equity holders		19.79	17.00

Summary of significant accounting policies

2.2

The accompanying notes are an integral part of the standalone financial statements.

As per our report of even date

For S.R. BATLIBOI & ASSOCIATES LLP

Chartered accountants

ICAI Firm registration number: 101049W/E300004

Navneet Rai Kabra
per Navneet Rai Kabra

Partner

Membership no: 102328



For and on behalf of the Board of Directors of

MTAR Technologies Limited

Parvat Srinivas Reddy
Parvat Srinivas Reddy
Managing Director
DIN: 00359139

Gunneswara Rao Pusarla
Gunneswara Rao Pusarla
Chief Financial Officer

Shubham Sunil Bagadia
Shubham Sunil Bagadia
Company Secretary
Membership no: ACS-55748

Place: Hyderabad
Date: May 24, 2022

Venkatasatishkumar Reddy Gangapatnam
Venkatasatishkumar Reddy Gangapatnam
Director
DIN: 06535717

Shubham Sunil Bagadia
Shubham Sunil Bagadia
Company Secretary
Membership no: ACS-55748



Place: Hyderabad
Date: May 24, 2022

Particulars	For the year ended March 31, 2022	For the year ended March 31, 2021
A Cash flow from operating activities		
Profit before tax	822.27	648.44
<i>Adjustments to reconcile profit before tax to net cash flows</i>		
Depreciation and amortisation expense	143.10	125.57
Finance costs	66.49	70.01
Liabilities no longer required written back	(2.72)	-
Gain on sale / revaluation of mutual fund	(19.64)	-
Unrealised exchange gain	(14.00)	(11.17)
Interest income	(34.23)	(13.10)
Operating profit before working capital changes	961.27	819.75
<i>Movements in working capital:</i>		
Increase in trade receivables	(573.06)	(146.60)
Increase in inventories	(677.72)	(270.85)
(Increase) / decrease in current and non current financial assets	57.55	(74.62)
Increase in other current and non current assets	(58.39)	(68.98)
Increase in trade payables	225.68	41.89
Decrease in other current liabilities	(67.37)	(59.99)
Increase / (decrease) in provisions	14.00	(37.90)
Cash generated (used in) / from operations	(118.04)	202.70
Income tax paid (net of refunds)	(179.98)	(116.55)
Net cash flows (used in) / from operating activities	(A) (298.02)	86.15
B Cash flow used in investing activities		
Purchase of property, plant and equipment, including intangible assets, capital work in progress, capital creditors and capital advances	(910.96)	(228.33)
Investment in units of mutual fund	(779.67)	-
Receipt from redemption in units of mutual fund	176.00	-
(Investment in) / redemption from bank deposits (net)	29.02	(5.81)
Interest received	35.63	12.64
Net cash flows used in investing activities	(B) (1,449.98)	(221.50)
C Cash flow from financing activities		
Dividend paid	(184.56)	(80.28)
Buy back tax paid	-	(38.98)
Proceeds from long term borrowings	415.99	133.76
Repayment of long term borrowings	(50.00)	(12.50)
Proceeds from / (repayment of) short term borrowings (net)	423.17	(242.82)
Equity share issued during the year (net of expenses) (refer note 39)	-	2,106.05
Finance costs paid	(64.00)	(63.81)
Net cash flows from financing activities	(C) 540.60	1,801.42
Net increase / (decrease) in cash and cash equivalents	(A+B+C) (1,207.40)	1,666.07
Effect of exchange differences on cash & cash equivalents held in foreign currency	-	1.36
Cash and cash equivalents at the beginning of the year	1,802.87	135.44
Cash and cash equivalents at the end of the year	595.47	1,802.87



Standalone statement of cash flows for the year ended March 31, 2022

(All amounts are in Indian rupees in millions, except share data and unless otherwise stated)

Particulars	For the year ended March 31, 2022	For the year ended March 31, 2021
Components of cash and cash equivalents		
Cash on hand		
Balance with banks:	0.13	0.32
Current accounts		
On Monitoring account*	4.44	19.95
Deposits with monitoring agency for amount received for reimbursement of expenses with original maturity of less than 3 months*	8.04	61.59
Deposits with monitoring agency for amount received for IPO and Pre-IPO with original maturity of less than 3 months*	-	9.77
Deposits with original maturity of less than three months	432.31	1,540.23
Total cash and cash equivalents	150.55	171.01
	595.47	1,802.87

* Rs. Nil (March 31, 2021: Rs. 71.36) is towards IPO expenses and are not earmarked towards the unutilized IPO proceeds.

The amount is earmarked as monitoring agency account balance towards unutilized IPO proceeds. Refer note 39.

Summary of significant accounting policies

2.2

The accompanying notes are an integral part of the interim standalone financial statements.

As per our report of even date

For S.R. BATLIBOI & ASSOCIATES LLP

Chartered accountants

ICAI Firm registration number: 101049W/E300004

Navneet Rai
per Navneet Rai Kabra

Partner

Membership no: 102328



For and on behalf of the Board of Directors of
MTAR Technologies Limited

Parvat Srinivas Reddy
Parvat Srinivas Reddy
Managing Director
DIN: 00359139

Gunneswara Rao Pusarla
Gunneswara Rao Pusarla
Chief Financial Officer

Venkatashish Kumar Reddy Gangapatnam
Venkatashish Kumar Reddy Gangapatnam

Director

DIN: 06535717

Shubham Sunil Bagadia
Shubham Sunil Bagadia
Company Secretary

Membership no: ACS-55748



Place: Hyderabad

Date: May 24, 2022

Place: Hyderabad

Date: May 24, 2022

Standalone statement of changes in equity for the year ended March 31, 2022

(All amounts are in Indian rupees in millions except share data and unless otherwise stated)

a) Equity share capital

Equity shares of Rs. 10 each, issued, subscribed and fully paid up

	No. of shares	Amount
As at April 01, 2020	26,759,591	267.59
Add: Issued during the year	4,000,000	40.00
As at March 31, 2021	30,759,591	307.59
Add: Issued during the year	-	-
As at March 31, 2022	30,759,591	307.59

b) Other equity

Particulars	Securities premium	Capital redemption reserve	Retained earnings	Total
As at April 01, 2020	1,097.24	14.55	871.39	1,983.18
Profit for the year	-	-	460.83	460.83
Premium received on issue of equity shares	2,195.19	-	-	2,195.19
Share issue expenses	(92.87)	-	-	(92.87)
Equity dividend	-	-	(80.28)	(80.28)
Other comprehensive income for the year	-	-	(6.07)	(6.07)
As at March 31, 2021	3,199.56	14.55	1,245.87	4,459.98
Profit for the year	-	-	608.81	608.81
Equity dividend	-	-	(184.56)	(184.56)
Other comprehensive income for the year	-	-	5.82	5.82
As at March 31, 2022	3,199.56	14.55	1,675.95	4,890.05


The accompanying notes are an integral part of the standalone financial statements.
As per our report of even date

For S.R. BATLIBOI & ASSOCIATES LLP

Chartered accountants

ICAI Firm registration number: 101049W/E300004

Navneet Rai Kabra
per Navneet Rai Kabra
Partner
Membership no: 102328



For and on behalf of the Board of Directors of
MTAR Technologies Limited

Parvat Srinivas Reddy
Parvat Srinivas Reddy
Managing Director
DIN: 00359139

Gunneswara Rao Pusarla
Gunneswara Rao Pusarla
Chief Financial Officer

Place: Hyderabad
Date: May 24, 2022

Venkatasatishkumar Reddy Gangapatnam

Venkatasatishkumar Reddy Gangapatnam
Director
DIN: 06535717

Shubham Sunil Bagadia
Shubham Sunil Bagadia
Company Secretary
Membership no: ACS-55748



Place: Hyderabad
Date: May 24, 2022

1 Corporate Information

MTAR Technologies Limited ("MTAR" or "the Company") was a private limited company domiciled in India, and incorporated on November 11, 1999 under the provisions of the erstwhile Companies Act, 1956 replaced with Companies Act 2013 ("Act") w.e.f. April 1, 2014 with its registered office at 18, Technocrats Industrial Estate, Balanagar, Hyderabad, Telangana, India 500037. The Company is engaged in the business of manufacturing high precision and heavy equipment, components, machines for sectors including nuclear, aerospace, defence, etc. The Company has become a Public Limited Company w.e.f. November 2, 2020 and consequently the name of the Company has changed from MTAR Technologies Private Limited to MTAR Technologies Limited. The Company listed its shares in both BSE and NSE on March 15, 2021.

2 Significant accounting policies

These notes provide a list of the significant accounting policies adopted in the preparation of these financial statements. These policies have been consistently applied to all the periods presented, unless otherwise stated.

2.1 Basis of preparation

The Standalone financial statements for the year ended March 31, 2022 comprising of Standalone balance sheet as at March 31, 2022, Standalone statement of profit and loss, including the Standalone statement of other comprehensive income, Standalone cash flow statement and Standalone statement of changes in equity for the year ended, and a summary of explanatory notes (together hereinafter referred to as "financial statements") have been prepared in accordance with Indian Accounting Standards ("Ind AS") notified under Companies Act, 2013 read with the Companies (Indian Accounting Standards) Rules, 2015, as amended including presentation requirements of Division II of Schedule III to the Companies Act, 2013 (Ind AS Compliant Schedule III), as applicable to the standalone financial statements (to the extent notified) and other accounting principles generally accepted in India.

The financial statements has been prepared on a historical cost basis, except for the following assets and liabilities which have been measured at fair value:

- Certain financial assets and liabilities measured at fair value (refer accounting policy regarding financial instruments), and
- Defined benefits plan - plan assets measured at fair value

The financial statements are presented in Indian Rupees "INR" or "Rs." and all values are stated as Indian Rupees in millions, except when otherwise indicated.

2.2 Summary of significant accounting policies

a) Current versus non-current classification

The Company presents assets and liabilities in the balance sheet based on current/ non-current classification. An asset is treated as current when it is:

- Expected to be realised or intended to be sold or consumed in normal operating cycle
- Held primarily for the purpose of trading
- Expected to be realised within twelve months after the reporting period, or
- Cash or cash equivalent unless restricted from being exchanged or used to settle a liability for at least twelve months after the reporting period

All other assets are classified as non-current.

A liability is current when:

- It is expected to be settled in normal operating cycle
- It is held primarily for the purpose of trading
- It is due to be settled within twelve months after the reporting period, or
- There is no unconditional right to defer the settlement of the liability for at least twelve months after the reporting period

The terms of the liability that could, at the option of the counterparty, result in its settlement by the issue of equity instruments do not affect its classification.

The Company classifies all other liabilities as non-current.

Deferred tax assets and liabilities are classified as non-current assets and liabilities.

The operating cycle is the time between the acquisition of assets for processing and their realisation in cash and cash equivalents. The Company has identified twelve months as its operating cycle.

b) Property, plant and equipment

Freehold land is carried at cost, net of tax / duty credit availed, net of accumulated impairment, if any. All other items of property, plant and equipment are stated at cost, net of tax / duty credit availed, less accumulated depreciation and accumulated impairment losses, if any. Cost of an item of property, plant and equipment comprises its purchase price, including import duties and non-refundable taxes, after deducting trade discounts and rebates, any directly attributable cost of bringing the item to its working condition for its intended use and estimated costs of dismantling and removing the item and restoring the site on which it located. Such cost includes the cost of replacing part of the plant and equipment and borrowing costs for long-term construction projects if the recognition criteria are met. When significant parts of plant and equipment are required to be replaced at intervals, the Company depreciates them separately based on their specific useful lives. All other repair and maintenance costs are recognised in the statement of profit and loss as incurred.



Capital work-in-progress (CWIP) includes cost of property, plant and equipment under installation/ under development, net of accumulated impairment loss, if any, as at the balance sheet date.

Directly attributable expenditure incurred on project under implementation are shown under CWIP. At the point when an asset is capable of operating in the manner intended by management, the capital work in progress is transferred to the appropriate category of property, plant and equipment.

Cost of assets not ready for use at the balance sheet date are disclosed under capital work-in-progress. Capital work in progress is stated at cost, net of accumulated impairment loss, if any. Amounts paid towards the acquisition of property, plant and equipment outstanding as of each reporting date are recognised as capital advance.

Depreciation is calculated on a straight-line basis using the rates arrived at based on the useful lives estimated by the management, which is equal to the life prescribed under the Schedule II to the Companies Act, 2013.

The useful lives estimated by the management are given below:

Category of Asset	Estimated useful life (years)
Property, plant and equipment	
Buildings	30
Plant and machinery	15
Electrical equipment	5
Furniture and fixtures	10
Office equipment	5
Computers	3/ 6 years
Vehicles	8

The residual value, useful life and methods of depreciation of property, plant and equipment are reviewed at each financial period end and adjusted prospectively, if appropriate.

An item of property, plant and equipment and any significant part initially recognised is derecognised upon disposal or when no future economic benefits are expected from its use or disposal. Gains and losses upon disposal of an item of property, plant and equipment are determined by comparing the proceeds from disposal with the carrying amount of property, plant and equipment and are recognized net within "other (income)/expense, net" in the statement of profit and loss.

c) **Intangible assets**

Costs relating to computer software, which is acquired, are capitalised and amortised on a straight-line basis over their estimated useful lives of three years.

Gains or losses arising from de-recognition of an intangible asset are measured as the difference between the net disposal proceeds and the carrying amount of the asset and are recognised in the statement of profit and loss when the asset is derecognised.

d) **Inventories**

Inventories are valued at the lower of cost and net realizable value after providing for obsolescence and other losses, where considered necessary. Cost of inventories comprises all cost of purchase, cost of conversion and other costs incurred in bringing the inventories to their present location and condition. Net realizable value is the estimated selling price in the ordinary course of business, less the estimated costs of completion and the estimated costs necessary to make the sale.

Costs incurred in bringing each product to its present location and condition are accounted for as follows:

- Raw materials** : Cost includes cost of purchase and other costs incurred in bringing the inventories to their present location and condition. Cost is determined on weighted average basis.
- Finished goods and work-in-progress**: Cost includes cost of direct materials and labour and a proportion of manufacturing overheads based on the normal operating capacity but excluding borrowing costs. Cost is determined on weighted average basis.

e) **Impairment of non financial assets**

The Company assesses, at each reporting date, whether there is an indication that an asset may be impaired. If any indication exists, or when annual impairment testing for an asset is required, the Company estimates the asset's recoverable amount. An asset's recoverable amount is the higher of an asset's or cash-generating unit's (CGU) fair value less costs of disposal and its value in use. Recoverable amount is determined for an individual asset, unless the asset does not generate cash inflows that are largely independent of those from other assets or groups of assets. When the carrying amount of an asset or CGU exceeds its recoverable amount, the asset is considered impaired and is written down to its recoverable amount.

In assessing value in use, the estimated future cash flows are discounted to their present value using a pre-tax discount rate that reflects current market assessments of the time value of money and the risks specific to the asset. In determining fair value less costs of disposal, recent market transactions are taken into account. If no such transactions can be identified, an appropriate valuation model is used. These calculations are corroborated by valuation multiples, quoted share prices for publicly traded companies or other available fair value indicators.



The Company bases its impairment calculation on detailed budgets and forecast calculations, which are prepared separately for each of the Company's CGUs to which the individual assets are allocated. These budgets and forecast calculations generally cover a period of five years. For longer periods, a long-term growth rate is calculated and applied to project future cash flows after the fifth year. To estimate cash flow projections beyond periods covered by the most recent budgets/forecasts, the Company extrapolates cash flow projections in the budget using a steady or declining growth rate for subsequent years, unless an increasing rate can be justified. In any case, this growth rate does not exceed the long-term average growth rate for the products, industries, or country or countries in which the Company operates, or for the market in which the asset is used.

Impairment losses of continuing operations, including impairment on inventories, are recognised in the statement of profit and loss, except for properties previously revalued with the revaluation surplus taken to OCI. For such properties, the impairment is recognised in OCI up to the amount of any previous revaluation surplus. An assessment is made at each reporting date to determine whether there is an indication that previously recognised impairment losses no longer exist or have decreased. If such indication exists, the Company estimates the asset's or CGU's recoverable amount. A previously recognised impairment loss is reversed only if there has been a change in the assumptions used to determine the asset's recoverable amount since the last impairment loss was recognised. The reversal is limited so that the carrying amount of the asset does not exceed its recoverable amount, nor exceed the carrying amount that would have been determined, net of depreciation, had no impairment loss been recognised for the asset in prior periods. Such reversal is recognised in the statement of profit and loss unless the asset is carried at a revalued amount, in which case, the reversal is treated as a revaluation increase.

f) Revenue

(i) Revenue from contract with customers

Revenue from contracts with customer is recognised when control of the goods or services are transferred to the customer at an amount that reflects the consideration to which the Company expects to be entitled in exchange for those goods or services. The Company has concluded that it is the principal in its revenue arrangements because it typically controls the goods or services before transferring them to the customer.

Revenue is measured at the fair value of the consideration received or receivable. Amount disclosed as revenue are net of returns, trade allowances, rebates. Amounts collected on behalf of third parties such as Goods and service Tax (GST) are excluded from revenue.

The specific recognition criteria described below must also be met before revenue is recognised.

Sale of goods

Revenue is recognized at the point in time when control of the goods is passed to the customer. The point at which control passes is determined based on the terms and conditions by each customer arrangement, but generally occurs on delivery to the customer. The contracts that Company enters into relate to sales order containing single performance obligations for the delivery of goods as per Ind AS 115. Transaction price is the amount of consideration to which the Company expects to be entitled in exchange for transferring goods to a customer. Variable consideration is estimated using the expected value method or most likely amount as appropriate in a given circumstance. Payment terms agreed with a customer are as per business practice and there is no financing component involved in the transaction price. The Company considers whether there are other promises in the contract that are separate performance obligations to which a portion of the transaction price needs to be allocated.

Contract Balances

Contract assets

A contract asset is the right to consideration in exchange for goods or services transferred to the customer. If the Company performs by transferring goods or services to a customer before the customer pays consideration or before payment is due, a contract asset is recognised for the earned consideration that is conditional.

Trade receivable

A receivable is recognised if an amount of consideration that is unconditional (i.e., only the passage of time is required before payment of the consideration is due). Refer to accounting policies of financial assets in section (j) Financial instruments – initial recognition and subsequent measurement.

Contract liabilities


A contract liability is the obligation to transfer goods or services to a customer for which the Company has received consideration (or an amount of consideration is due) from the customer. If a customer pays consideration before the Company transfers goods or services to the customer, a contract liability is recognised when the payment is made or the payment is due (whichever is earlier). Contract liabilities are recognised as revenue when the Company performs under the contract.

(ii) Export benefits

Export benefits are recognised where there is reasonable assurance that the benefit will be received and all attached conditions will be complied with. Export benefits on account of export promotion schemes are accrued and accounted in the period of export and are included in other operating revenue.

(iii) Interest income

Interest income from a financial asset is recognised when it is probable that the economic benefits will flow to the Company and the amount of income can be measured reliably. Interest income is accrued on a time basis, by reference to the principal outstanding and at the effective interest rate applicable.



g) Borrowing costs

Borrowing costs directly attributable to the acquisition, construction or production of an asset that necessarily takes a substantial period of time to get ready for its intended use or sale are capitalised as part of the cost of the asset. All other borrowing costs are expensed in the period in which they occur. Borrowing costs consist of interest and other costs that an entity incurs in connection with the borrowing of funds.

h) Foreign currency transactions

Items included in the financial statements of Company are measured using currency of the primary economic environment in which the Company operates ("the functional currency"). The financial statements are presented in Indian rupees (INR), which is the functional currency of the Company.

Transactions and balances

Transactions in foreign currencies are initially recorded by the Company in INR at spot rates at the date the transaction first qualifies for recognition. Monetary assets and liabilities denominated in foreign currencies are translated at INR spot rates of exchange at the reporting date. Exchange differences arising on settlement or translation of monetary items are recognised in the statement of profit and loss.

Non-monetary items that are measured in terms of historical cost in a foreign currency are translated using the exchange rates at the dates of the initial transactions. Non-monetary items measured at fair value in a foreign currency are translated using the exchange rates at the date when the fair value is determined. The gain or loss arising on translation of non-monetary items measured at fair value is treated in line with the recognition of the gain or loss on the change in fair value of the item (i.e., translation differences on items whose fair value gain or loss is recognised in OCI or profit or loss are also recognised in OCI or profit or loss, respectively).

In determining the spot exchange rate to use on initial recognition of the related asset, expense or income (or part of it) on the derecognition of a non-monetary asset or non-monetary liability relating to advance consideration, the date of the transaction is the date on which the Company initially recognises the non-monetary asset or non-monetary liability arising from the advance consideration. If there are multiple payments or receipts in advance, the Company determines the transaction date for each payment or receipt of advance consideration.

i) Financial instruments

A financial instrument is any contract that gives rise to a financial asset of one entity and a financial liability or equity instrument of another entity.

*Financial assets**Initial recognition and measurement*

Financial assets are classified, at initial recognition, as subsequently measured at amortised cost, fair value through other comprehensive income (OCI), and fair value through profit or loss.

The classification of financial assets at initial recognition depends on the financial asset's contractual cash flow characteristics and the Company's business model for managing them. With the exception of trade receivables that do not contain a significant financing component or for which the Company has applied the practical expedient, the Company initially measures a financial asset at its fair value plus, in the case of a financial asset not at fair value through profit or loss, transaction costs. Trade receivables that do not contain a significant financing component or for which the Company has applied the practical expedient are measured at the transaction price determined under Ind AS 115. Refer to the accounting policies in section (f) Revenue from contracts with customers.

In order for a financial asset to be classified and measured at amortised cost or fair value through OCI, it needs to give rise to cash flows that are 'solely payments of principal and interest (SPPI)' on the principal amount outstanding. This assessment is referred to as the SPPI test and is performed at an instrument level. Financial assets with cash flows that are not SPPI are classified and measured at fair value through profit or loss, irrespective of the business model.

The Company's business model for managing financial assets refers to how it manages its financial assets in order to generate cash flows. The business model determines whether cash flows will result from collecting contractual cash flows, selling the financial assets, or both. Financial assets classified and measured at amortised cost are held within a business model with the objective to hold financial assets in order to collect contractual cash flows while financial assets classified and measured at fair value through OCI are held within a business model with the objective of both holding to collect contractual cash flows and selling.

Purchases or sales of financial assets that require delivery of assets within a time frame established by regulation or convention in the market place (regular way trades) are recognised on the trade date, i.e., the date that the Company commits to purchase or sell the asset.

Subsequent measurement

For purposes of subsequent measurement, financial assets are classified in four categories:

Debt instruments at amortised cost

Debt instruments at fair value through other comprehensive income (FVTOCI)

Debt instruments, derivatives and equity instruments at fair value through profit or loss (FVTPL)

Equity instruments measured at fair value through other comprehensive income (FVTOCI)



Debt instruments at amortised cost

A 'debt instrument' is measured at the amortised cost if both the following conditions are met:

- The asset is held within a business model whose objective is to hold assets for collecting contractual cash flows, and
- Contractual terms of the asset give rise on specified dates to cash flows that are solely payments of principal and interest (SPPI) on the principal amount outstanding.

This category is the most relevant to the Company. After initial measurement, such financial assets are subsequently measured at amortised cost using the effective interest rate (EIR) method. Amortised cost is calculated by taking into account any discount or premium on acquisition and fees or costs that are an integral part of the EIR. The EIR amortisation is included in other income in the statement of profit and loss. The losses arising from impairment are recognised in the profit or loss.

Debt instruments at FVTOCI

A 'debt instrument' is classified as at the FVTOCI if both of the following criteria are met:

- The objective of the business model is achieved both by collecting contractual cash flows and selling the financial assets, and
- The asset's contractual cash flows represent SPPI

Debt instruments included within the FVTOCI category are measured initially as well as at each reporting date at fair value. Fair value movements are recognized in the other comprehensive income (OCI). However, the Company recognizes interest income, impairment losses & reversals and foreign exchange gain or loss in the statement of profit and loss. On derecognition of the asset, cumulative gain or loss previously recognised in OCI is reclassified from the equity to statement of profit and loss. Interest earned whilst holding FVTOCI debt instrument is reported as interest income using the EIR method.

Debt Instrument at FVTPL

FVTPL is a residual category for debt instruments. Any debt instrument, which does not meet the criteria for categorization as at amortized cost or as FVTOCI, is classified as at FVTPL.

In addition, the Company may elect to designate a debt instrument, which otherwise meets amortized cost or FVTOCI criteria, as at FVTPL. However, such election is allowed only if doing so reduces or eliminates a measurement or recognition inconsistency (referred to as 'accounting mismatch'). The Company has not designated any debt instrument as at FVTPL. Debt instruments included within the FVTPL category are measured at fair value with all changes recognized in the statement of profit and loss.

Financial assets at fair value through profit or loss

Financial assets at fair value through profit or loss are carried in the balance sheet at fair value with net changes in fair value recognised in the statement of profit and loss.

This category includes listed equity investments which the Company had not irrevocably elected to classify at fair value through OCI. Dividends on listed equity investments are recognised in the statement of profit and loss when the right of payment has been established.

Equity instruments designated at fair value through OCI

Upon initial recognition, the Company can elect to classify irrevocably its equity investments as equity instruments designated at fair value through OCI when they meet the definition of equity under Ind AS 32 Financial Instruments: Presentation and are not held for trading. The classification is determined on an instrument-by-instrument basis. Equity instruments which are held for trading are classified as at FVTPL.

Gains and losses on these financial assets are never recycled to profit or loss. Dividends are recognised as other income in the statement of profit and loss when the right of payment has been established, except when the Company benefits from such proceeds as a recovery of part of the cost of the financial asset, in which case, such gains are recorded in OCI. Equity instruments designated at fair value through OCI are not subject to impairment assessment.

Investment in Subsidiary:

The Company has elected to recognize its investments in subsidiary at cost less accumulated impairment loss, if any in accordance with the option available in Ind AS 27, 'Separate Financial Statements'. Cost represents amount paid for acquisition of the said investments.

On disposal of an investment, the difference between the net disposal proceeds and the carrying amount is charged or credited to profit or loss. The details of such investment are given in Note 4. Refer to the accounting policies in (g) Impairment of non-financial assets.

Derecognition

A financial asset (or, where applicable, a part of a financial asset or part of a group of similar financial assets) is primarily derecognised when:

- ▶ The rights to receive cash flows from the asset have expired, or
- ▶ The Company has transferred its rights to receive cash flows from the asset or has assumed an obligation to pay the received cash flows in full without material delay to a third party under a 'pass-through' arrangement; and either (a) the Company has transferred substantially all the risks and rewards of the asset, or (b) the Company has neither transferred nor retained substantially all the risks and rewards of the asset, but has transferred control of the asset.

When the Company has transferred its rights to receive cash flows from an asset or has entered into a pass-through arrangement, it evaluates if and to what extent it has retained the risks and rewards of ownership. When it has neither transferred nor retained substantially all of the risks and rewards of the asset, nor transferred control of the asset, the Company continues to recognise the transferred asset to the extent of the Company's continuing involvement. Continuing involvement that takes the form of a guarantee over the transferred asset is measured at the lower of the original carrying amount of the asset and the maximum amount of consideration that the Company could be required to repay. In that case, the Company also recognises an associated liability. The transferred asset and the associated liability are measured on a basis that reflects the rights and obligations that the Company has retained.



Impairment of financial assets

The Company recognises an allowance for expected credit losses (ECLs) for all debt instruments not held at fair value through profit or loss. ECLs are based on the difference between the contractual cash flows due in accordance with the contract and all the cash flows that the Company expects to receive, discounted at an approximation of the original effective interest rate. The expected cash flows will include cash flows from the sale of collateral held or other credit enhancements that are integral to the contractual terms. ECLs are recognised in two stages. For credit exposures for which there has not been a significant increase in credit risk since initial recognition.

ECLs are provided for credit losses that result from default events that are possible within the next 12-months (a 12-month ECL). For those credit exposures for which there has been a significant increase in credit risk since initial recognition, a loss allowance is required for credit losses expected over the remaining life of the exposure, irrespective of the timing of the default (a lifetime ECL).

The Company considers a financial asset in default when contractual payments are 90 days past due. However, in certain cases, the Company may also consider a financial asset to be in default when internal or external information indicates that the Company is unlikely to receive the outstanding contractual amounts in full before taking into account any credit enhancements held by the Company. A financial asset is written off when there is no reasonable expectation of recovering the contractual cash flows.

For trade receivables and contract assets, the Company applies a simplified approach in calculating ECLs. Therefore, the Company does not track changes in credit risk, but instead recognises a loss allowance based on lifetime ECLs at each reporting date. The Company has established a provision matrix that is based on its historical credit loss experience, adjusted for forward-looking factors specific to the debtors and the economic environment.

Financial liabilities*Initial recognition and measurement*

Financial liabilities are classified, at initial recognition, as financial liabilities at fair value through profit or loss, loans and borrowings, or as payables, as appropriate. All financial liabilities are recognised initially at fair value and, in the case of loans and borrowings and payables, net of directly attributable transaction costs.

Subsequent measurement

The measurement of financial liabilities is as described below:

Loans and borrowings

This is the category most relevant to the Company. After initial recognition, interest-bearing loans and borrowings are subsequently measured at amortised cost using the EIR method. Gains and losses are recognised in profit or loss when the liabilities are derecognised as well as through the EIR amortisation process. Amortised cost is calculated by taking into account any discount or premium on acquisition and fees or costs that are an integral part of the EIR. The EIR amortisation is included as finance costs in the statement of profit and loss.

De-recognition

A financial liability is derecognised when the obligation under the liability is discharged or cancelled or expires. When an existing financial liability is replaced by another from the same lender on substantially different terms, or the terms of an existing liability are substantially modified, such an exchange or modification is treated as the derecognition of the original liability and the recognition of a new liability. The difference in the respective carrying amounts is recognised in the statement of profit and loss.

Reclassification of financial instruments

The Company determines classification of financial assets and liabilities on initial recognition. After initial recognition, no reclassification is made for financial assets which are equity instruments and financial liabilities. For financial assets which are debt instruments, a reclassification is made only if there is a change in the business model for managing those assets. Changes to the business model are expected to be infrequent. The Company's senior management determines change in the business model as a result of external or internal changes which are significant to the Company's operations. Such changes are evident to external parties. A change in the business model occurs when the Company either begins or ceases to perform an activity that is significant to its operations. If the Company reclassifies financial assets, it applies the reclassification prospectively from the reclassification date which is the first day of the immediately next reporting period following the change in business model. The Company does not restate any previously recognised gains, losses (including impairment gains or losses) or interest.

Offsetting of financial instruments

Financial assets and financial liabilities are offset and the net amount is reported in the balance sheet if there is a currently enforceable legal right to offset the recognised amounts and there is an intention to settle on a net basis, to realise the assets and settle the liabilities simultaneously.

j) Segment reporting

Operating segments are reported in a manner consistent with the internal reporting provided to the chief operating officer/ chief executive officer. The chief operating officer/ chief executive officer is responsible for allocating resources and assessing performance of the operating segments and accordingly is identified as the chief operating decision maker.

k) Fair value measurement

The Company measures financial instruments, such as, derivatives at fair value at each balance sheet date.

Fair value is the price that would be received to sell an asset or paid to transfer a liability in an orderly transaction between market participants at the measurement date. The fair value measurement is based on the presumption that the transaction to sell the asset or transfer the liability takes place either:

-In the principal market for the asset or liability, or

-In the absence of a principal market, in the most advantageous market for the asset or liability

The principal or the most advantageous market must be accessible by the Company.

The fair value of an asset or a liability is measured using the assumptions that market participants would use when pricing the asset or liability, assuming that market participants act in their economic best interest.



A fair value measurement of a non-financial asset takes into account a market participant's ability to generate economic benefits by using the asset in its highest and best use or by selling it to another market participant that would use the asset in its highest and best use.

The Company uses valuation techniques that are appropriate in the circumstances and for which sufficient data are available to measure fair value, maximising the use of relevant observable inputs and minimising the use of unobservable inputs.

All assets and liabilities for which fair value is measured or disclosed in the financial statements are categorised within the fair value hierarchy, described as follows, based on the lowest level input that is significant to the fair value measurement as a whole:

- Level 1 – Quoted (unadjusted) market prices in active markets for identical assets or liabilities
- Level 2 – Valuation techniques for which the lowest level input that is significant to the fair value measurement is directly or indirectly observable
- Level 3 – Valuation techniques for which the lowest level input that is significant to the fair value measurement is unobservable

For assets and liabilities that are recognised in the financial statements on a recurring basis, the Company determines whether transfers have occurred between levels in the hierarchy by re-assessing categorisation (based on the lowest level input that is significant to the fair value measurement as a whole) at the end of each reporting period.

For the purpose of fair value disclosures, the Company has determined classes of assets and liabilities on the basis of the nature, characteristics and risks of the asset or liability and the level of the fair value hierarchy as explained above.

This note summarises accounting policy for fair value. Other fair value related disclosures are given in the relevant notes.

- Disclosures for valuation methods, significant estimates and assumptions (notes 32)
- Investment in unquoted equity shares (note 4)
- Financial instruments (including those carried at amortised cost) (notes 5, 9, 10, 11, 16, 16A, 17, 33, 36)

i) Taxes

Current income tax

Current income tax assets and liabilities are measured at the amount expected to be recovered from or paid to the taxation authorities. The tax rates and tax laws used to compute the amount are those that are enacted or substantively enacted, at the reporting date in India.

Current income tax relating to items recognised outside profit or loss is recognised outside profit or loss (either in other comprehensive income or in equity). Current tax items are recognised in correlation to the underlying transaction either in OCI or directly in equity. Management periodically evaluates positions taken in the tax returns with respect to situations in which applicable tax regulations are subject to interpretation and establishes provisions where appropriate.

Deferred tax

Deferred tax is provided using the liability method on temporary differences between the tax bases of assets and liabilities and their carrying amounts for financial reporting purposes at the reporting date.

Deferred tax liabilities are recognised for all taxable temporary differences, except:

- When the deferred tax liability arises from the initial recognition of goodwill or an asset or liability in a transaction that is not a business combination and, at the time of the transaction, affects neither the accounting profit nor taxable profit or loss

Deferred tax assets are recognised for all deductible temporary differences, the carry forward of unused tax credits and any unused tax losses. Deferred tax assets are recognised to the extent that it is probable that taxable profit will be available against which the deductible temporary differences, and the carry forward of unused tax credits and unused tax losses can be utilised, except:

- When the deferred tax asset relating to the deductible temporary difference arises from the initial recognition of an asset or liability in a transaction that is not a business combination and, at the time of the transaction, affects neither the accounting profit nor taxable profit or loss.

The carrying amount of deferred tax assets is reviewed at each reporting date and reduced to the extent that it is no longer probable that sufficient taxable profit will be available to allow all or part of the deferred tax asset to be utilised. Unrecognised deferred tax assets are re-assessed at each reporting date and are recognised to the extent that it has become probable that future taxable profits will allow the deferred tax asset to be recovered.

Deferred tax assets and liabilities are measured at the tax rates that are expected to apply in the year when the asset is realised, or the liability is settled, based on tax rates (and tax laws) that have been enacted or substantively enacted at the reporting date.

Deferred tax relating to items recognised outside profit or loss is recognised outside profit or loss (either in other comprehensive income or in equity). Deferred tax items are recognised in correlation to the underlying transaction either in OCI or directly in equity.

The Company offsets deferred tax assets and deferred tax liabilities if and only if it has a legally enforceable right to set off current tax assets and current tax liabilities and the deferred tax assets and deferred tax liabilities relate to income taxes levied by the same taxation authority on either the same taxable entity or different taxable entities which intend either to settle current tax liabilities and assets on a net basis, or to realise the assets and settle the liabilities simultaneously, in each future period in which significant amounts of deferred tax liabilities or assets are expected to be settled or recovered.

Sales/ value added taxes paid on acquisition of assets or on incurring expenses

Expenses and assets are recognised net of the amount of sales/ value added taxes paid, except:

- When the tax incurred on a purchase of assets or services is not recoverable from the taxation authority, in which case, the tax paid is recognised as part of the cost of acquisition of the asset or as part of the expense item, as applicable
- When receivables and payables are stated with the amount of tax included

The net amount of tax recoverable from, or payable to, the taxation authority is included as part of receivables or payables in the balance sheet.



m) Retirement and other employee benefits

Retirement benefit in the form of provident fund is a defined contribution scheme. The Company has no obligation, other than the contribution payable to the provident fund. The Company recognizes contribution payable to the provident fund scheme as an expense, when an employee renders the related service. If the contribution payable to the scheme for service received before the balance sheet date exceeds the contribution already paid, the deficit payable to the scheme is recognized as a liability after deducting the contribution already paid. If the contribution already paid exceeds the contribution due for services received before the balance sheet date, then excess is recognized as an asset to the extent that the prepayment will lead to, for example, a reduction in future payment or a cash refund.

The cost of providing benefits under the defined benefit plan is determined based on actuarial valuation using the projected unit credit method.

Remeasurements, comprising of actuarial gains and losses, the effect of the asset ceiling, excluding amounts included in net interest on the net defined benefit liability and the return on plan assets (excluding amounts included in net interest on the net defined benefit liability), are recognised immediately in the balance sheet with a corresponding debit or credit to retained earnings through OCI in the period in which they occur. Remeasurements are not reclassified to statement of profit and loss in subsequent periods.

Past service costs are recognised in statement of profit and loss on the earlier of:

- The date of the plan amendment or curtailment, and
- The date that the Company recognises related restructuring costs.

Net interest is calculated by applying the discount rate to the net defined benefit liability or asset. The Company recognises the following changes in the net defined benefit obligation as an expense in the statement of profit and loss:

- Service costs comprising current service costs, past-service costs, gains and losses on curtailments and non-routine settlements; and
- Net interest expense or income

The Company treats accumulated leave expected to be carried forward beyond twelve months, as long-term employee benefit for measurement purposes. Such compensated absences are provided for based on the actuarial valuation using the projected unit credit method at the year-end. Actuarial gains/losses are immediately taken to the statement of profit and loss and are not deferred. The Company presents the leave as a current liability in the balance sheet, as it does not have an unconditional right to defer its settlement for 12 months after the reporting date.

n) Provisions and contingent liabilities

Provisions are recognised when the Company has a present obligation (legal or constructive) as a result of a past event, it is probable that an outflow of resources embodying economic benefits will be required to settle the obligation and a reliable estimate can be made of the amount of the obligation. When the Company expects some or all of a provision to be reimbursed, for example, under an insurance contract, the reimbursement is recognised as a separate asset, but only when the reimbursement is virtually certain. The expense relating to a provision is presented in the statement of profit and loss net of any reimbursement.

If the effect of the time value of money is material, provisions are discounted using a current pre-tax rate that reflects, when appropriate, the risks specific to the liability. When discounting is used, the increase in the provision due to the passage of time is recognised as a finance cost.

A contingent liability is possible obligation that arises from past events whose existence will be confirmed by the occurrence or non-occurrence of one or more uncertain future events beyond the control of Company or a present obligation that is not recognised because it is not probable that an outflow of resources will be required to settle the obligation. A contingent liability also arises in extremely rare cases where there is a liability that cannot be recognised because it cannot be measured reliably. The Company does not recognise the contingent liability but discloses its existence in the financial statements.

o) Earnings per share

Basic earnings per share are calculated by dividing the net profit or loss for the period attributable to equity shareholders by the weighted average number of equity shares outstanding during the period.

For the purpose of calculating diluted earnings per share, the net profit or loss for the period attributable to equity shareholders of the Company and the weighted average number of shares outstanding during the period are adjusted for the effects of all dilutive potential equity shares.

p) Cash and cash equivalents

Cash and cash equivalent in the balance sheet comprise cash at banks and on hand and short-term deposits with an original maturity of three months or less, which are subject to an insignificant risk of changes in value.

For the purpose of the statement of cash flows, cash and cash equivalents consist of cash and short-term deposits, as defined above are considered an integral part of the Company's cash management.

q) Cash dividend to equity holders of the Company

The Company recognises a liability to make cash distributions to equity holders of the Company when the distribution is authorised and the distribution is no longer at the discretion of the Company. Final dividends on shares are recorded as a liability on the date of approval by the shareholders and Interim dividends are recorded as a liability on the date of declaration by the Company's Board of Directors. A corresponding amount is recognised directly in equity.

r) Recent accounting pronouncements:

Standards issued but not yet effective and not early adopted by the Company

Ministry of Corporate Affairs ("MCA") notifies new standard or amendments to the existing standards. On March 23, 2022, the MCA, issued certain amendments to Ind AS. The amendments relate to the following standards (applicable to the Company):

- Ind AS 107, Financial Instruments: Disclosures
- Ind AS 109, Financial Instruments
- Ind AS 16, Property, Plant and Equipment
- Ind AS 37, Provisions, Contingent Liabilities and Contingent Assets

These amendments are effective from April 01, 2022. The Company believes that the aforementioned amendments will not materially impact the financial statements of the Company.



Notes to the standalone financial statements for the year ended March 31, 2022

(All amounts are in Indian rupees in millions, except share data and unless otherwise stated)

Note 3 : Property, plant and equipment and intangible assets

	Freehold land	Buildings	Plant and machinery	Electrical equipment	Furniture and fixtures	Office equipment	Computers	Vehicles	Total property, plant and equipment	Intangible assets - software	Total
As at April 01, 2020	467.14	292.52	1,177.89	17.48	17.83	6.34	18.59	6.79	2,604.58	23.32	2,027.90
Additions during the year	-	125.27	98.23	1.59	0.66	1.12	7.77	-	234.64	10.57	245.21
Disposals during the year	-	-	-	-	-	-	-	-	-	-	-
As at March 31, 2021	467.14	417.79	1,276.12	19.07	18.49	7.46	26.36	6.79	2,239.22	33.89	2,273.11
Additions during the year	-	30.71	381.11	0.09	3.34	2.24	8.37	4.80	430.66	5.74	436.40
Disposals during the year	-	-	-	-	-	-	-	-	-	-	-
As at March 31, 2022	467.14	448.50	1,657.23	19.16	21.83	9.70	34.73	11.59	2,669.88	39.63	2,709.51
Accumulated depreciation and amortisation											
As at April 01, 2020	-	46.37	355.36	16.61	13.00	5.53	15.17	2.93	454.97	21.93	476.90
Charge for the year	-	12.81	105.59	0.06	1.72	0.18	2.10	0.63	123.09	2.48	125.57
Disposals for the year	-	-	-	-	-	-	-	-	-	-	-
As at March 31, 2021	-	59.18	460.95	16.67	14.72	5.71	17.27	3.56	578.06	24.41	602.47
Charge for the year	-	16.30	113.53	0.31	1.86	0.74	4.18	1.04	137.96	5.13	143.09
Disposals for the year	-	-	-	-	-	-	-	-	-	-	-
As at March 31, 2022	-	75.48	574.48	16.98	16.58	6.45	21.45	4.60	716.02	29.54	745.56
Net block											
As at March 31, 2022	467.14	373.02	1,082.75	2.18	5.25	3.25	13.28	6.99	1,953.86	10.09	1,963.95
As at March 31, 2021	467.14	358.61	815.17	2.40	3.77	1.75	9.09	3.23	1,661.16	9.48	1,670.64

Certain land and buildings are subject to a first charge to secure the Company's bank loans. (refer note 17)

Note 3.1 : Capital work in progress

Particulars	Amount
As at April 01, 2020	117.34
Add: Additions	138.32
Less: Capitalised during the year	(150.41)
Less: Amount written off / adjustment	(0.05)
As at March 31, 2021	105.20
Additions (subsequent expenditure)	733.89
Capitalised during the year	(401.09)
Less: Amount written off / adjustment	-
As at March 31, 2022	438.00

Capital work in progress (CWIP)

(a) Ageing schedule

	March 31, 2022					March 31, 2021				
	Less than 1 year	1-2 years	2-3 years	More than 3 years	Total	Less than 1 year	1-2 years	2-3 years	More than 3 years	Total
Projects in progress	434.45	-	-	3.55	438.00	101.65	-	-	3.55	105.20
Projects temporarily suspended	-	-	-	-	-	-	-	-	-	-
Total	434.45	-	-	3.55	438.00	101.65	-	-	3.55	105.20

(b) There are no project for whose the completion is overdue or has exceeded its cost as compared to its original plan.



4 Investments

	As at March 31, 2022	As at March, 31 2021
Non-current investments		
Unquoted equity shares		
(a) In wholly owned subsidiary (at cost)		
Magnatar Aero Systems Private Limited		
[99,800 (March 31, 2021: 99,800) equity shares of par value Rs. 1 each fully paid]	0.10	0.10
	<u>0.10</u>	<u>0.10</u>
(b) Others (at fair value through profit or loss)		
Samuha Engineering Industries Limited		
[10,000 (March 31, 2021: 10,000) equity shares of par value Rs. 10 each fully paid]	0.10	0.10
	<u>0.10</u>	<u>0.10</u>
Current investments		
Quoted		
(c) Mutual fund units (at fair value through profit or loss)		
1,75,27,497.45 units (March 31, 2021: Nil) of SBI savings fund - Direct plan - Growth	623.30	-
	<u>623.30</u>	<u>-</u>
Aggregate amount of unquoted investments - in wholly owned subsidiary	0.10	-
Aggregate amount of unquoted investments - in others	0.10	-

5 Financial assets - others

Unsecured, considered good unless stated otherwise

	As at March 31, 2022	As at March, 31 2021
Non-current		
Security deposits	16.16	15.91
Non-current bank balances (refer note 12)	5.00	5.00
Interest accrued on bank deposits	0.46	0.33
	<u>21.62</u>	<u>21.24</u>
Current		
Contract asset - unbilled revenue	2.36	12.43
Security deposit	29.82	29.82
Retention money	31.53	56.30
Interest accrued on bank deposits	2.70	4.23
Amount recoverable from IPO proceeds lying in Escrow account*	-	23.18
Loans and advances to employees	0.92	0.70
	<u>67.33</u>	<u>126.66</u>

*Balance pertain to receivable on account of IPO expenses incurred by the Company to be reimbursed out of the money lying in IPO Escrow Account (Secured).

6 Non current tax assets (net) / current tax liabilities (net)

	As at March 31, 2022	As at March, 31 2021
Non-current tax asset (net)		
Advance income tax (net)	5.17	5.00
Liability for current tax		
Tax liability	(2.87)	(2.74)
	<u>2.30</u>	<u>2.26</u>

The Company offsets tax assets and liabilities if and only if it has a legally enforceable right to set off current tax assets and current tax liabilities and related to income tax levied by same tax authority.

7 Other non-current assets

	As at March 31, 2022	As at March, 31 2021
Non-current		
Unsecured, considered good		
Prepaid expenses	12.76	14.98
Advance for capital goods	177.89	34.97
Balances recoverable from government authorities	25.53	25.53
	<u>216.18</u>	<u>75.48</u>
Unsecured, considered doubtful		
Balances recoverable from government authorities	12.97	12.97
Less: Provision for doubtful receivable	(12.97)	(12.97)
	<u>-</u>	<u>-</u>
Movement in provision for doubtful receivable		
	As at March 31, 2022	As at March, 31 2021
Balance at the beginning of the year	12.97	12.97
Provision made during the year	-	-
Balance at the end of the year	<u>12.97</u>	<u>12.97</u>

8 Other current assets

	As at March 31, 2022	As at March, 31 2021
Current		
Unsecured, considered good		
Advance to related parties (refer note 36)	0.24	0.16
Advance to suppliers	63.86	49.14
Prepaid expenses	20.07	24.39
Export benefits receivable	27.49	28.08
Balances recoverable from government authorities	98.04	49.81
	<u>209.70</u>	<u>151.58</u>



9 Inventories (at lower of cost and net realisable value)

	As at March 31, 2022	As at March, 31 2021
Raw materials	718.39	452.21
[Includes in transit: Rs. 252.79 (March 31, 2021: Rs. 158.88)]		
Work-in-progress	984.77	573.23
	<u>1,703.16</u>	<u>1,025.44</u>

Write down of inventories to net realisable value amounted to Rs. 15.84 (March 31, 2021: Rs. 15.84). These were recognised as an expense during the year and included in 'cost of materials consumed and changes in inventories of work-in-progress'.

10 Trade receivables

	As at March 31, 2022	As at March, 31 2021
Current		
Unsecured considered good	1,359.84	772.78
	<u>1,359.84</u>	<u>772.78</u>

No trade or other receivable are due from directors or other officers of the Company either severally or jointly with any other person. Nor any trade or other receivable are due from firms or private companies respectively in which any director is a partner, a director or a member.

The Company considers that there has been a significant increase in credit risk when contractual payments are more than 30 days past due.

Movement in expected credit loss

	For the year ended March 31, 2022	For the year ended March 31, 2021
Balance at the beginning of the year	-	1.81
Provision made during the year, net of reversals	-	-
Bad debts written off against opening provision during the year	-	(1.81)
Balance at the end of the year	<u>-</u>	<u>-</u>

Trade receivables ageing schedule

As at March 31, 2022

	Outstanding for following periods from due date of payment					
	Not due	Less than 6 months	6 months - 1 year	1-2 years	2-3 years	More than 3 years
Unsecured considered good	1,177.51	175.72	3.08	3.53	-	-
Trade receivables - credit impaired	-	-	-	-	-	-
Total	<u>1,177.51</u>	<u>175.72</u>	<u>3.08</u>	<u>3.53</u>	<u>-</u>	<u>-</u>

As at March 31, 2021

	Outstanding for following periods from due date of payment					
	Not due	Less than 6 months	6 months - 1 year	1-2 years	2-3 years	More than 3 years
Unsecured considered good	-	752.59	20.19	-	-	-
Trade receivables - credit impaired	-	-	-	-	-	-
Total	<u>-</u>	<u>752.59</u>	<u>20.19</u>	<u>-</u>	<u>-</u>	<u>-</u>

11 Cash and cash equivalents

	As at March 31, 2022	As at March, 31 2021
Cash on hand	0.13	0.32
Balances with banks		
On current accounts	4.44	19.95
On Monitoring agency account*	8.04	61.59
Deposits with monitoring agency for amount received for reimbursement of expenses with original maturity of less than 3 months*	-	9.77
Deposits with monitoring agency for amount received for IPO and Pre-IPO with original maturity of less than 3 months*	432.31	1,540.23
Deposits with original maturity less than 3 months	150.55	171.01
	<u>595.47</u>	<u>1,802.87</u>

* Rs. Nil (March 31, 2021: Rs. 71.36) is towards IPO expenses and are not earmarked towards the unutilized IPO proceeds.

Out of total, Rs. 427.79 (March 31, 2021: Rs. 1,542.36) is earmarked as monitoring agency account balance towards unutilized IPO proceeds. Refer note 39.

12 Balances at bank other than cash and cash equivalents

	As at March 31, 2022	As at March, 31 2021
Earmarked balance with bank on dividend account*	-	3.34
Margin money deposits**		
Deposits with original maturity for more than three months but remaining maturity of less than twelve months	73.77	102.79
Deposits with remaining maturity of more than twelve months	5.00	5.00
Less: Amount clubbed under 'non-current financial assets - others' (refer note 5)	(5.00)	(5.00)
	<u>73.77</u>	<u>106.13</u>

* Can be utilised only for payment of dividend.

** Margin money deposits represent security held by bank for the bank guarantees of Rs. 810.17 (March 31, 2021: Rs. 886.68) issued by the bankers on behalf of the Company.

Breakup of financial assets carried at fair value through profit or loss:

	As at March 31, 2022		As at March 31, 2021	
	Carrying value	Fair value	Carrying value	Fair value
Investment in units of mutual funds (quoted)	623.30	623.30	-	-
Investments in unquoted equity shares (others)	0.10	0.10	0.10	0.10
Total financial assets carried at fair value through profit or loss	<u>623.40</u>	<u>623.40</u>	<u>0.10</u>	<u>0.10</u>



Breakup of financial assets carried at amortised cost:

	As at March 31, 2022		As at March 31, 2021	
	Carrying value	Fair value	Carrying value	Fair value
Trade receivables	1,359.84	1,359.84	772.78	772.78
Cash and cash equivalent	595.47	595.47	1,802.87	1,802.87
Balances at bank other than cash and cash equivalents	73.77	73.77	106.13	106.13
Retention money	31.53	31.53	56.30	56.30
Security deposits	45.98	45.98	45.73	45.73
Non-current bank balances	5.00	5.00	5.00	5.00
Amount recoverable from IPO proceeds lying in Escrow account	-	-	23.18	23.18
Contract asset - unbilled revenue	2.36	2.36	12.43	12.43
Interest accrued	3.16	3.16	4.56	4.56
Loans and advances to employees	0.92	0.92	0.70	0.70
Total financial assets carried at amortised cost	2,118.03	2,118.03	2,829.68	2,829.68

The management assessed that cash and cash equivalents and trade receivables approximate their carrying amounts largely due to the short-term maturities of these instruments. The fair value of the financial assets is included at the amount at which the instrument could be exchanged in a current transaction between willing parties, other than in a forced or liquidation sale. For financial assets that are measured at fair value, the carrying amounts are equal to the fair values. The fair values of the financial assets included above have been determined in accordance with generally accepted pricing models.

13. Equity share capital

	As at March 31, 2022		As at March 31, 2021	
	Number of shares	Amount	Number of shares	Amount
Authorised share capital				
Equity shares of Rs. 10 each	66,000,000	660.00	66,000,000	660.00
Issued, subscribed and fully paid up shares				
Equity shares of Rs. 10 each	30,759,591	307.59	30,759,591	307.59

(a) Reconciliation of equity shares outstanding at beginning and at end of the year:

	As at March 31, 2022		As at March 31, 2021	
	Number of shares	Amount	Number of shares	Amount
At the beginning of the year	30,759,591	307.59	26,759,591	267.59
Issued during the year	-	-	4,000,000	40.00
At the end of the year	30,759,591	307.59	30,759,591	307.59

(b) Rights, preferences and restrictions attached to shares

The Company has one class of equity shares having a par value of Rs. 10 per share. Each shareholder is eligible for one vote per share held. The dividend proposed by the Board of Directors is subject to the approval of the shareholders in the ensuing Annual General Meeting, except in case of interim dividend. In the event of liquidation, the equity shareholders are eligible to receive the remaining assets of the Company after distribution of all preferential amounts, in proportion to their shareholding.

(c) Details of shareholders holding more than 5% equity shares in the Company

Name of the shareholder	As at March 31, 2022		As at March 31, 2021	
	Number of shares	%	Number of shares	%
(i) Fabmohur Advisors LLP*	-	-	2,586,740	8.41%
(ii) Vamshidhar Reddy Kallem	2,091,559	6.80%	2,091,559	6.80%
(iii) K. Shalini	2,091,483	6.80%	2,091,483	6.80%
(iv) Leelavathi Parvatha Reddy	1,618,712	5.26%	1,718,712	5.59%
(v) SBI Magnum Children's Benefit Fund- Investment plan	-	-	1,731,687	5.63%

* Shareholding less than 5% in current year

As per records of the Company, including its register of shareholders/ members, the above shareholding represents both legal and beneficial ownership of shares.

(d) Aggregate number of equity shares issued as bonus, shares issued for consideration other than cash and shares bought back during the period of five years immediately preceding the reporting date:

- (i) There are no equity shares issued as bonus and shares issued for consideration other than cash during the period of five years immediately preceding the reporting date.
(ii) During the year ended March 31, 2020, the Company has bought back 1,454,541 equity shares of Rs. 10 each.

(e) Details of shares held by promoters

As at March 31, 2022

Equity shares of Rs. 10 each fully paid

Promoter name	No. of shares at the beginning of the year	Change during the year	No. of shares at the end of the year	% of total shares	% change during the year
Saranya Loka Reddy	934,265	100,000	1,034,265	3.36%	0.33%
P Kalpana Reddy	1,025,000	-	1,025,000	3.33%	0.00%
K Vamshidhar Reddy	2,091,559	-	2,091,559	6.80%	0.00%
K Shalini	2,091,483	-	2,091,483	6.80%	0.00%
Usha Reddy Chigarapalli	1,004,062	401,383	1,405,445	4.57%	1.30%
Kavitha Reddy Gangapatnam	904,063	401,383	1,305,446	4.24%	1.30%
D Anitha Reddy	1,079,047	401,384	1,480,431	4.81%	1.30%
Mitta Madhavi	776,321	-	776,321	2.52%	0.00%
A Manogna	743,813	-	743,813	2.42%	0.00%
Leelavathi Parvatha Reddy	1,718,712	(100,000)	1,618,712	5.26%	-0.33%
P Srinivas Reddy	1,392,903	-	1,392,903	4.53%	0.00%
Anushman Reddy	267,598	530	268,128	0.87%	0.00%
P Jayaprakash Reddy	70	(70)	-	0.00%	0.00%
Girija Reddy Parvatha	1,204,080	(1,204,080)	-	0.00%	-3.91%
Northeast Broking Services Limited	225,000	-	225,000	0.73%	0.00%
Total	15,457,976	530	15,458,506	50.26%	0.00%

As at March 31, 2021
Equity shares of Rs. 10 each fully paid

Promoter name	No. of shares at the beginning of the year	Change during the year	No. of shares at the end of the year	% of total shares	% change during the year
Saranya Loka Reddy	1,234,265	(300,000)	934,265	3.04%	-0.98%
P Kalpana Reddy	1,324,970	(299,970)	1,025,000	3.33%	-0.98%
K Vamshidhar Reddy	2,091,483	76	2,091,559	6.80%	0.00%
K Shalini	2,091,483	-	2,091,483	6.80%	0.00%
Usha Reddy Chigarapalli	802,726	201,336	1,004,062	3.26%	0.65%
Kavitha Reddy Gangapatnam	802,726	101,337	904,063	2.94%	0.33%
D Anitha Reddy	802,710	276,337	1,079,047	3.51%	0.90%
Mitta Madhavi	1,043,919	(267,598)	776,321	2.52%	-0.87%
A Manogna	1,043,913	(300,100)	743,813	2.42%	-0.98%
Leelavathi Parvatha Reddy	693,752	1,024,960	1,718,712	5.59%	3.33%
P Srinivas Reddy	1,692,903	(300,000)	1,392,903	4.53%	-0.98%
Anushman Reddy	-	267,598	267,598	0.87%	0.87%
P Jayaprakash Reddy	1,204,080	(1,204,010)	70	0.00%	-3.91%
Girija Reddy Parvatha	1,204,080	-	1,204,080	3.91%	0.00%
Northeast Broking Services Limited	-	225,000	225,000	0.73%	0.73%
N Lavanya Reddy	1,324,960	(1,324,960)	-	0.00%	-4.31%
K Satyanarayana Reddy	76	(76)	-	0.00%	0.00%
Total	17,358,046	(1,900,070)	15,457,976	50.25%	-6.18%

14 Other equity

	As at March 31, 2022	As at March, 31 2021
Securities premium		
Balance at the beginning of the year	3,199.56	1,097.24
Add: Premium received on issue of shares	-	2,195.19
Less: Share issue expenses	-	(92.87)
Balance at the end of the year	3,199.56	3,199.56
Capital redemption reserve		
Balance at the beginning of the year	14.55	14.55
Balance at the end of the year	14.55	14.55
Retained earnings		
Balance at the beginning of the year	1,245.87	871.39
Add: Other comprehensive income / (loss) for the year	5.82	(6.07)
Add: Profit for the year	608.81	460.83
Less: Appropriations		
Final dividend - Rs. 3 per share (March 31, 2021: Rs. Nil)	(92.28)	-
Interim dividend - Rs. 3 per share (March 31, 2021: Rs. 3 per share)	(92.28)	(80.28)
Balance at the end of the year	1,675.94	1,245.87
	4,890.05	4,459.98

Nature and purpose of reserves


Security premium represents the amount received in excess of par value of equity shares. Section 52 of Companies Act, 2013 specifies regulation around application of premiums received on issue of shares. Accordingly, the Company has applied securities premium to write off Company's share of expenses incurred on fresh issue of equity shares.

Capital redemption reserve represents the amount of profits transferred from securities premium for the buy back of equity shares. The reserve can be utilised only for limited purposes in accordance with the provisions of the Companies Act, 2013.

Retained earnings are the profits that the Company has earned till date, less dividends or other distributions paid to shareholders. Retained earnings includes re-measurement loss / (gain) on defined benefit plans, net of taxes that will not be reclassified to Statement of Profit and Loss. Retained earnings is a free reserve available to the Company and eligible for distribution to shareholders.

15. Provisions

	As at March 31, 2022	As at March, 31 2021
Non-current		
Provision for employee benefits		
- Gratuity (refer note 30)	4.24	3.59
	4.24	3.59
Current		
Provision for employee benefits		
- Gratuity (refer note 30)	18.79	12.23
- Compensated absences	11.58	13.00
	30.37	25.23



16. Deferred tax liabilities (net)

	As at March 31, 2022	As at March, 31 2021
Deferred tax liability arising on account of timing differences relating to:		
Written down value difference of property, plant and equipment and intangible assets between tax and financial books	176.76	199.56
	176.76	199.56
Deferred tax asset arising on account of timing differences relating to:		
Expenses allowed on payment basis	13.93	14.30
MAT credit entitlement	-	58.33
	13.93	72.63
Deferred tax liability (net)	162.83	126.93

The Company offsets deferred tax assets and liabilities if and only if it has a legally enforceable right to set off current tax assets and current tax liabilities and the deferred tax assets and deferred tax liabilities relate to income taxes levied by the same taxation authority.

Break up of deferred tax (asset) / liabilities

	Opening balance	Recognised in the statement of profit and loss	Recognised in OCI	Closing balance
For the year ended March 31, 2022:				
Written down value difference of property, plant and equipment and intangible assets between tax and financial	199.56	(22.80)	-	176.76
Expenses allowed on payment basis	(14.30)	(2.02)	2.39	(13.93)
MAT credit entitlement	(58.33)	58.33	-	-
	126.93	33.51	2.39	162.83

For the year ended March 31, 2021:

Written down value difference of property, plant and equipment and intangible assets between tax and financial	201.66	(2.10)	-	199.56
Expenses allowed on payment basis	(22.03)	10.23	(2.50)	(14.30)
MAT credit entitlement	(126.56)	68.23	-	(58.33)
	53.07	76.36	(2.50)	126.93

17. Borrowings

	As at March 31, 2022	As at March, 31 2021
Non-current		
Secured bank borrowings		
Long-term borrowings	259.47	71.26
Current maturity of long-term borrowings	227.78	50.00
	487.25	121.26
Less: Amount disclosed under "short-term borrowings"	(227.78)	(50.00)
	259.47	71.26
Current		
Secured bank borrowings		
Cash credit	235.92	48.51
Export packing credit (USD)	235.76	-
Current maturity of long-term borrowings	227.78	50.00
	699.46	98.51
Aggregate secured borrowings	958.93	169.77
Aggregate unsecured borrowings	-	-

1. The long-term borrowings including current maturities of Rs. 487.25 (March 31, 2021: Rs. 121.26) from banks is secured by collateral security against inventories, trade receivables and all other charges on current assets of the present and future current assets of the Company. The Company has not fully drawn the loan facility as at March 31, 2022.

(i) State Bank of India

- Exclusive charge on the entire property, plant and equipment purchased out of the loan facility.

(ii) HDFC Bank Limited

- Exclusive charge on the entire property, plant and equipment purchased out of the loan facility.

Particulars	Outstanding balance as at (` in mn)		Interest range % per annum	Balance number of installments as at		Frequency of installments	Repayments commencing from - to
	March 31, 2022	March 31, 2021		March 31, 2022	March 31, 2021		
State Bank of India	159.60	121.26	7.95 to 10.70	13	17	Quarterly	March 31, 2021 to March 31, 2026
HDFC Bank Limited	327.65	-	7.50	54	-	Monthly	April 01, 2022 to October 31, 2026

2. Cash credit and export packing credit facility (USD) aggregating to Rs. 471.68 (March 31, 2021 : Rs. 48.51) is secured against inventories, trade receivables, and all other charges on current assets of the present and future current assets of the Company. Further the borrowing is secured by collateral security on the certain land and building of the Company.

The cash credit facility is repayable on demand and carries interest @ 7.90% to 8.95% p.a. (March 31, 2021 : 8.95% to 9.85% p.a.).

The export packing credit in USD carries interest @ 1.59% to 2.34% p.a. (March 31, 2021: 2.5% to 3.95% p.a.).

The reconciliation between the opening and the closing balances for liabilities arising from financing activities (long-term borrowings, including current maturities and short-term borrowings) is as follows:

	Opening balance	Proceeds/ (repayment) (net)	Forex loss / (gain)	Closing balance
For the year ended March 31, 2022				
Long-term including current maturities	121.26	365.99*	-	487.25
Short-term	48.51	419.66	3.51	471.68
For the year ended March 31, 2021				
Long-term including current maturities	-	121.26*	-	121.26
Short-term	291.33	(242.82)	-	48.51

* Net of repayment of Rs. 50.00 (March 31, 2021: Rs. 12.50)



17A Other financial liabilities

	As at March 31, 2022	As at March, 31 2021
Payable for capital goods	24.27	23.10
Dividend payable*	-	3.34
	<u>24.27</u>	<u>26.44</u>

* There are no amounts due and outstanding to be credited to Investor Education and Protection Fund.

18. Trade payable

	As at March 31, 2022	As at March, 31 2021
- dues of micro and small enterprises	7.20	5.74
- dues of creditors other than micro and small enterprises	563.20	341.70
	<u>570.40</u>	<u>347.44</u>

Trade payables ageing schedule

As at March 31, 2022

	Outstanding for following periods from due date of payment				
	Less than 1 year	1-2 years	2-3 years	More than 3 years	Total
Total outstanding dues of micro enterprises and small enterprises	7.20	-	-	-	7.20
Total outstanding dues of creditors other than micro enterprises and small enterprises	558.73	4.47	-	-	563.20
Disputed dues of micro enterprises and small enterprises	-	-	-	-	-
Disputed dues of creditors other than micro enterprises and small enterprises	-	-	-	-	-
	<u>565.93</u>	<u>4.47</u>	<u>-</u>	<u>-</u>	<u>570.40</u>

As at March 31, 2021

	Outstanding for following periods from due date of payment				
	Less than 1 year	1-2 years	2-3 years	More than 3 years	Total
Total outstanding dues of micro enterprises and small enterprises	5.74	-	-	-	5.74
Total outstanding dues of creditors other than micro enterprises and small enterprises	340.77	0.93	-	-	341.70
Disputed dues of micro enterprises and small enterprises	-	-	-	-	-
Disputed dues of creditors other than micro enterprises and small enterprises	-	-	-	-	-
	<u>346.51</u>	<u>0.93</u>	<u>-</u>	<u>-</u>	<u>347.44</u>

Disclosure pertaining to Micro, Small And Medium Enterprises Act (as per information available with the Company)

	As at March 31, 2022	As at March, 31 2021
The principal amount and the interest due thereon remaining unpaid to any supplier as at the end of each accounting year		
Principal amount remaining unpaid	7.20	5.74
Interest due thereon	-	-
	<u>7.20</u>	<u>5.74</u>
The amount of interest paid by the buyer in terms of section 16 of the MSMED Act 2006 along with the amounts of the payment made to the supplier beyond the appointed day during each accounting year	-	-
The amount of interest due and payable for the period of delay in making payment (which have been paid but beyond the appointed day during the year) but without adding the interest specified under the MSMED Act 2006	-	-
The amount of interest accrued and remaining unpaid at the end of each accounting year	-	-
The amount of further interest remaining due and payable even in the succeeding years, until such date when the interest dues as above are actually paid to the small enterprise for the purpose of disallowance as a deductible expenditure under section 23 of the MSMED Act 2006	-	-

Breakup of financial liabilities carried at amortised cost:

	As at March 31, 2022		As at March 31, 2021	
	Carrying value	Fair value	Carrying value	Fair value
Borrowings - long-term including current maturities	487.25	487.25	121.26	121
Borrowings - short-term	471.68	471.68	48.51	48.51
Payable for capital goods	24.27	24.27	23.10	23.10
Dividend payable	-	-	3.34	3.34
Trade payables	570.40	570.40	347.44	347.44
	<u>1,553.60</u>	<u>1,553.60</u>	<u>543.65</u>	<u>543.65</u>

The management assessed that trade payables, short-term borrowings and other financial liabilities approximate their carrying amounts largely due to the short-term maturities of these instruments. The fair value of the financial liabilities included above is at the amount at which the instrument could be exchanged in a current transaction between willing parties, other than in a forced or liquidation sale.

19. Other liabilities

	As at March 31, 2022	As at March, 31 2021
Current		
Statutory remittances	13.54	22.45
Contract liability - advance from customers	311.02	369.48
Others	1.58	1.58
	<u>326.14</u>	<u>393.51</u>



20. Revenue from operations

	For the year ended March 31, 2022	For the year ended March 31, 2021
(A) Revenue from contracts with customers		
Sale of products	3,159.28	2,432.29
(B) Other operating revenue		
- Export benefits	-	26.62
- Others	60.78	5.41
Total (A+B)	3,220.06	2,464.32

(i) Disaggregated revenue information

Set out below is the disaggregation of the Company's revenue from contracts with customers:

	For the year ended March 31, 2022	For the year ended March 31, 2021
India	1,177.44	1,135.12
Outside India	1,981.84	1,297.17
	3,159.28	2,432.29
Timing of revenue recognition		
Goods transferred at a point of time	3,159.28	2,432.29
Total	3,159.28	2,432.29

(ii) Contract balances

	As at March 31, 2022	As at March 31, 2021
Trade receivable	1,359.84	772.78
Retention money	31.53	56.30
Contract asset		
Unbilled revenue	2.36	12.43
Contract liabilities		
Advance from customers	311.02	369.48

The performance obligation is satisfied when control of the goods are transferred to the customers based on the contractual terms. Payment terms with customers vary depending upon the contractual terms of each contract.

Trade receivables and retention money are non-interest bearing. Refer note 10 for details on expected credit loss.

Unbilled revenue are initially recognised for revenue earned from transfer of goods and services but not billed to customer because the work completed has to meet requirements of various milestones as set out in the contract with customers. Upon fulfilling the milestones and acceptance by the customer, the amounts recognised as contract assets are reclassified to trade receivables.

Advance from customers pertain to balance received as advance from various parties as certain percentage of the order value. The same will be adjusted against the order on the basis of delivery and collection of receivables.

There is no difference in the contract price negotiated and the revenue recognised in the statement of profit and loss. There is no significant revenue recognised in the current year from performance obligations satisfied in previous years.

(iii) Amounts included in contract liabilities at the beginning of the period recognised as revenue in the current period of Rs. 347.76 (March 31, 2021: Rs. 130.06). Generally the advance from customers are settled over a period of 1 to 3 years.

21. Other income

	For the year ended March 31, 2022	For the year ended March 31, 2021
Foreign exchange gain (net)	28.57	-
Interest on bank deposits	34.23	13.10
Liabilities no longer required written back	2.72	-
Profit from sale of mutual funds	4.75	-
Unrealised MTM gain from mutual funds	14.89	-
Miscellaneous income	2.37	-
	87.53	13.10

22. Cost of materials consumed



	For the year ended March 31, 2022	For the year ended March 31, 2021
Inventory at the beginning of the year	452.21	397.37
Add: Purchases	1,840.23	1,072.38
Less: Inventory at the end of the year	(718.39)	(452.21)
	1,574.05	1,017.54

23. Changes in inventories of work-in-progress

	For the year ended March 31, 2022	For the year ended March 31, 2021
Inventory at the beginning of the year	573.23	357.22
Less: Inventory at the end of the year	(984.77)	(573.23)
	(411.54)	(216.01)

24. Employee benefits expenses

	For the year ended March 31, 2022	For the year ended March 31, 2021
Salaries, wages and bonus	657.39	488.85
Contribution to provident and other funds [refer note 30 (II)]	27.13	24.28
Gratuity expense [refer note 30 (I)]	9.50	10.08
Staff welfare expenses	13.75	7.19
	707.77	530.40



25. Finance costs

	For the year ended March 31, 2022	For the year ended March 31, 2021
Interest expenses		
- Short term borrowings	9.65	33.64
- Long term borrowings	22.44	4.91
- Others	0.46	2.43
Bank charges	33.94	29.03
	<u>66.49</u>	<u>70.01</u>

26. Depreciation and amortisation expenses

	For the year ended March 31, 2022	For the year ended March 31, 2021
Depreciation on property, plant and equipment	137.97	123.09
Amortisation on intangible assets	5.13	2.48
	<u>143.10</u>	<u>125.57</u>

27. Other expenses

	For the year ended March 31, 2022	For the year ended March 31, 2021
Sub-contractor charges	80.14	76.95
Production expenses	67.85	30.10
Power and fuel	89.48	67.09
Material testing charges	4.11	3.06
Repairs and maintenance		
- Buildings	17.82	15.45
- Plant and machinery	23.37	17.73
- Others	5.20	3.12
Insurance	7.79	7.97
Rates and taxes	11.09	15.84
Communication	1.99	1.34
Travelling and conveyance	14.55	3.00
Printing and stationary	1.20	1.11
Foreign exchange loss (net)	-	2.46
Freight and forwarding	2.90	2.74
Provision for doubtful receivables and advances	-	-
Business promotion	2.73	2.63
Legal and professional charges	34.24	20.63
Security charges	9.37	8.17
Payment to auditors (refer below)	3.50	1.85
Bad debts written off	9.65	7.00
CSR expenses	18.47	13.22
Miscellaneous expenses	<u>405.45</u>	<u>301.47</u>

Payment to auditors


	For the year ended March 31, 2022	For the year ended March 31, 2021
Statutory audit*	3.50	1.70
Other services	-	0.15
	<u>3.50</u>	<u>1.85</u>

* Net of Rs. Nil (March 31, 2021: Rs. 14.75) accrued towards IPO.

Detail of CSR expenditure

	For the year ended March 31, 2022	For the year ended March 31, 2021
(a) Gross amount required to be spent by the Company during the year	9.63	6.86
(b) Amount approved by the Board to be spent during the year	9.65	7.00
(c) Amount spent during the year (in cash)		
i) Construction/acquisition of any asset	-	-
ii) On purposes other than (i) above	9.65	7.00
(d) Details related to spent / unspent obligations		
i) Contribution to Public Trust	-	-
ii) Contribution to Charitable Trust	-	-
iii) Unspent amount in relation to:		
- Ongoing project	-	-
- Other than ongoing project	-	-
(e) Details of ongoing project and other than ongoing project		

	Opening balance		Amount required to be spent during the year	Amount spent during the year		Closing balance	
	With Company	In separate CSR unspent A/c		With Company	In separate CSR unspent A/c	With Company	In separate CSR unspent A/c
March 31, 2022							
Ongoing project	-	-	-	-	-	-	-
Other than ongoing project	-	-	9.63	-	9.65	-	-
March 31, 2021							
Ongoing project	-	-	-	-	-	-	-
Other than ongoing project	-	-	6.86	-	7.00	-	-



28. Tax expense

a) Income tax expense:

The major components of income tax expense

(i) Profit or loss section

	For the year ended March 31, 2022	For the year ended March 31, 2021
A. Current tax	179.95	110.25
B. Deferred tax		
Tax expense on origination and reversal of temporary difference	(24.82)	42.24
MAT credit utilisation	58.33	20.36
Actual tax expense accounted in books	213.46	172.85
C. Adjustment of tax relating to earlier periods	-	1.00
Income tax expense recognised in the statement of profit and loss	213.46	173.85

(ii) OCI section

	For the year ended March 31, 2022	For the year ended March 31, 2021
Income tax expense to OCI	(2.39)	2.50

b) Reconciliation of effective tax rate:

	For the year ended March 31, 2022	For the year ended March 31, 2021
Profit before tax (A)	822.27	648.44
Enacted tax rate in India (B)	29.12%	29.12%
Expected tax expenses (C = A*B)	239.45	188.83
Tax effect of		
Adjustments for taxes with respect of earlier period	-	1.00
Expenses disallowed under Income Tax Act, 1961	1.78	8.87
Impact of change in tax rate for future period	(25.57)	-
Others	(3.00)	(0.75)
Total (D)	(26.79)	9.12
Expected tax expenses (C+D)	212.66	197.95
Income tax expenses	213.46	187.61
Effective tax rate	25.96%	28.93%

29. Earnings per share (EPS)

The following reflects the income and share data used in the basic and diluted EPS computations:

	For the year ended March 31, 2022	For the year ended March 31, 2021
Profit attributable to equity share holders	608.81	460.83
Weighted average number of equity shares in calculating basic and diluted EPS	30,759,591	27,101,346
Face value of each equity share (Rs.)	10.00	10.00
Basic and diluted earnings per share	19.79	17.00

30. Employment benefit plans

1. Defined benefits plan

The Employees' Gratuity Fund Scheme managed by a trust is a defined benefit gratuity plan which is administered through gratuity scheme with Life Insurance Corporation of India. Every employee who has completed five years or more of service gets gratuity, on retirement / termination, at 15 days last drawn salary for each completed year of service subject to a maximum of Rs. 2.00. The following tables summarise the components of net benefit expense recognised in the statement of profit and loss and the funded status and amounts recognised in the balance sheet for gratuity benefit.

A) Net employee benefit expense (recognised in employee benefits expense)

	For the year ended March 31, 2022	For the year ended March 31, 2021
Current service cost	8.42	8.04
Interest cost on defined benefit obligation	9.80	9.71
Interest (income) on plan assets	(8.73)	(7.67)
Net employee benefit expenses	9.49	10.08

B) Amount recognised in the statement of other comprehensive income (OCI)

	For the year ended March 31, 2022	For the year ended March 31, 2021
Remeasurements - due to experience adjustments	1.68	8.80
Return on plan assets	(0.42)	1.47
Remeasurements - due to financial assumptions	(4.39)	(1.70)
	(3.13)	8.57

C) Amount recognised in the balance sheet

	As at March 31, 2022	As at March 31, 2021
Defined benefit obligation	153.30	146.84
Fair value of plan assets	130.71	131.02
Net defined benefit liability	22.59	15.82

D) Changes in the present value of the defined benefit obligation

	As at March 31, 2022	As at March 31, 2021
Opening defined benefit obligation	146.84	140.97
Interest cost	9.80	9.71
Current service cost	8.42	8.04
Net actuarial (losses) / gains on obligations recognised under OCI	(2.71)	7.10
Benefit payments from plan assets	(9.05)	(18.98)
Closing defined benefit obligation	153.30	146.84



E) Changes in the fair value of plan assets

	As at March 31, 2022	As at March, 31 2021
Opening fair value of plan assets	131.02	103.82
Interest income	8.73	7.67
Remeasurements - return on assets	(0.42)	(1.47)
Contributions by employer	0.43	39.98
Benefit payments from plan assets	(9.05)	(18.98)
Closing fair value of plan assets	130.71	131.02

Expected contribution to the gratuity fund during the next year would be Rs. 22.64 (March 31, 2021: Rs. 15.86)

Investment details of plan assets

Investment with insurer - Assets under Schemes of Insurance	100.00%	100.00%
---	---------	---------

(i) The principal assumptions used in determining gratuity obligation

	As at March 31, 2022	As at March, 31 2021
Discount rate	7.35%	6.89%
Rate of increase in compensation	5.00%	5.00%
Employee attrition rate	5.00%	5.00%
Mortality rate	Indian assured life mortality (2012-14)	Indian assured life mortality (2012-14)

(ii) Disclosure related to indication of effect of the defined benefit plan on the Company's future cash flow

	As at March 31, 2022	As at March, 31 2021
1 year	18.30	12.27
2-5 years	70.49	68.27
6-10 years	78.91	77.88

The weighted average duration of the defined benefit obligation is 7.09 years (March 31, 2021: 10.07 years).

(iii) Sensitivity analysis:

A quantitative sensitivity analysis for significant assumption is as shown below:

	As at March 31, 2022	As at March, 31 2021
(a) Effect of 1% change in assumed discount rate		
- 1% increase	(8.24)	(8.85)
- 1% decrease	10.44	9.98
(b) Effect of 1% change in rate of increase in compensation		
- 1% increase	11.65	10.85
- 1% decrease	(9.18)	(9.80)
(c) Effect of 1% change in assumed attrition rate		
- 1% increase	1.24	1.04
- 1% decrease	(1.37)	(1.16)

II. Defined contribution plans

The Company made provident fund and other funds contributions to defined contribution plans for qualifying employees. Under the Schemes, the Company is required to contribute a specified percentage of the payroll costs to fund the benefits. The Company recognised Rs. 27.32 (March 31, 2021: Rs. 24.28) for provident fund contributions in the statement of profit and loss. The contributions payable to these plans by the Company are at rates specified in the rules of the schemes.

III. The Code on Social Security, 2020 ('Code') relating to employee benefits during employment and post-employment benefits received Presidential assent in September 2020. The Code has been published in the Gazette of India. However, the date on which the Code will come into effect has not been notified and the final rules/interpretation have not yet been issued. The Company will assess the impact of the Code when it comes into effect and will record any related impact in the period the Code becomes effective.

31. The Company is closely monitoring the impact of COVID-19 pandemic on all aspects of its business, including how it will impact its customers, employees, vendors and business partners. The Company based on the information available to date, both internal and external, considered the uncertainty relating to the COVID-19 pandemic in assessing its impact. Based on the current estimates, the Company expects to fully recover the carrying amount of assets and does not foresee any significant material adverse impact on its operations. As the outbreak continues to evolve, the Company will continue to closely monitor any material changes to future economic condition.

32. Commitments and contingencies

a. Commitments

Estimated amount of contracts (net of advances) remaining to be executed on capital account and not provided for: Rs. 659.16 (March 31, 2021: Rs. 209.29).

b. Contingent liabilities

Claims against the Company not acknowledged as debts (excluding interest arrears) is amounting to Rs. 22.67 for March 31, 2022 (March 31, 2021: Rs. 22.67).



33. Significant accounting judgements, estimates and assumptions

The preparation of financial statements in conformity with the recognition and measurement principles of Ind AS requires management to make judgements, estimates and assumptions that affect the reported balances of revenues, expenses, assets and liabilities and the accompanying disclosures, and the disclosure of contingent liabilities. Uncertainty about these assumptions and estimates could result in outcomes that require a material adjustment to the carrying amount of assets or liabilities affected in future periods. There are no significant areas involving a high degree of judgement or complexity.

Estimates and assumptions

The key assumptions concerning the future and other key sources of estimation uncertainty at the reporting date, that have a significant risk of causing a material adjustment to the carrying amounts of assets and liabilities within the next period, are described below. The Company based its assumptions and estimates on parameters available when the financial statements were prepared. Existing circumstances and assumptions about future developments, however, may change due to market changes or circumstances arising that are beyond the control of the Company. Such changes are reflected in the assumptions when they occur.

i. Defined benefit plans (gratuity benefits)

The cost of the defined benefit gratuity plan and the present value of the gratuity obligation are determined using actuarial valuations. An actuarial valuation involves making various assumptions that may differ from actual developments in the future. These include the determination of the discount rate, future salary increases and mortality rates. Due to the complexities involved in the valuation and its long-term nature, a defined benefit obligation is highly sensitive to changes in these assumptions. All assumptions are reviewed at each reporting date. The parameter most subject to change is the discount rate. In determining the appropriate discount rate for plans operated in India, the management considers the interest rates of government bonds.

The mortality rate is based on publicly available mortality tables. Those mortality tables tend to change only at interval in response to demographic changes. Rate of increase in compensation are based on expected future inflation. Further details about gratuity obligations are given in note 29.

ii. Taxes

Deferred tax asset, comprising of Minimum Alternative Tax ("MAT") credit is recognised to the extent that it is probable that the Company will pay normal income tax during the specified period, i.e., the period for which MAT credit is allowed to be carried forward and sufficient taxable profit will be available against which the MAT credit can be utilised. Significant management judgement is required to determine the amount of MAT credit that can be recognised, based upon the likely timing and level of future taxable profits together with future tax planning strategies.

iii. Depreciation of property, plant and equipment and amortization of Intangible assets

Depreciation of property, plant and equipment and amortization of intangible assets is calculated on a straight-line basis using the rates arrived at based on the useful lives and residual values as estimated by the management. The management believes that depreciation and amortization rates currently used fairly reflect its estimate of the useful lives and residual values of property, plant and equipment and intangible assets.

34. Financial risk management objectives and policies

The Company's principal financial liabilities comprise loans and borrowings, trade and other payables. The main purpose of these financial liabilities is to finance the Company's operations. The Company's principal financial assets include trade receivables, other financial assets, cash and cash equivalent and balance at bank other than cash and cash equivalent. The Company is exposed to credit risk, market risk and liquidity risk. The Company has a risk management policy and its management is supported by a risk management committee that advises on risk and appropriate financial risk governance framework for the Company. The risk management committee provides assurance to the Company's management that the risk activities are governed by appropriate policies and procedures and that risks are identified, measured and managed in accordance with the Company's policies and risk objectives. The Board of Directors reviews and approves policies for managing each of these risks.

A. Credit risk

Credit risk is the risk that counterparty will not meet its obligations under a financial instrument or customer contract, leading to a financial loss. The Company is exposed to credit risk from its operating activities (primarily trade receivables), cash and cash equivalent, balance at bank other than cash and cash equivalent and other financial assets. The Company deals with parties which has good credit rating /worthiness given by external rating agencies or based on Company's internal assessment. The major customers are usually the Government parties and export customers with high credit worthiness.

Exposure to credit risk

The Company's exposure to credit risk is influenced mainly by the individual characteristics of each customer and the carrying amount of financial assets represents the maximum credit exposure. The maximum exposure to credit risk was (i) Rs. 1,393.73 (March 31, 2021: Rs. 841.51) being the total of the carrying amount of balances with trade receivables (including retention money and unbilled revenue) (ii) cash and cash equivalent (excluding cash on hand), balance at bank other than cash and cash equivalent, non-current bank balances and interest accrued of Rs. 677.27 (March 31, 2021: Rs. 1,918.24) and (iii) other financial assets of Rs. 46.90 (March 31, 2021: Rs. 69.61).

The measurement of impaired credit for carrying amount of the above financial assets is ascertained using the expected credit loss model (ECL) approach. Credit risk is managed through continuously monitoring the creditworthiness of customers. The Company is considerate of the fact the majority of the collection is receivable from export customers with high credit worthiness or the government companies where there are no significant risk of bad debts. The customers of the Company have a defined period for payment of receivables, hence the Company evaluates the concentration of risk with respect to trade receivables as low. The total amount receivable from top 2 customers is Rs. 999.57 for March 31, 2022 (March 31, 2021: Rs. 519.03).

The cash and cash equivalent (excluding cash on hand), balance at bank other than cash and cash equivalent, non-current bank balances and interest accrued of Rs. 677.27 (March 31, 2021: Rs. 1,918.24) are held with banks having good credit rating.

B. Liquidity risk

The Company's objective is to maintain a balance between continuity of funding and flexibility through the use of bank deposits and loans.

The table below summarises the maturity profile of the Company's financial liabilities based on contractual undiscounted payments (including interest payments):

	Within 1 year	1 to 5 years	After 5 years	Total
March 31, 2022				
Borrowings	699.46	259.47	-	958.93
Trade payables	570.40	-	-	570.40
Other financial liability	24.27	-	-	24.27
	1,294.13	259.47	-	1,553.60
March 31, 2021				
Borrowings	98.51	71.26	-	169.77
Trade payables	347.44	-	-	347.44
Other financial liability	26.44	-	-	26.44
	472.39	71.26	-	543.65

The cash credit facility amounting to Rs. 471.68 (March 31, 2021: Rs. 48.51), repayable on demand, has been disclosed as within 1 year for the purpose of disclosure of liquidity risk of the Company.



C. Market risk

Market risk is the risk that the fair value of future cash flows of a financial instrument will fluctuate because of changes in market prices. Market risk comprises two types of risk: interest rate risk and foreign currency risk. The sensitivity analysis has been included in the below disclosures.

Foreign currency exchange rate risk

The fluctuation in foreign currency exchange rates may have potential impact on the statement of profit and loss. The risks primarily relate to fluctuations in US Dollar (USD) as against the functional currency of the Company. The Company evaluates the impact of foreign exchange rate fluctuations by assessing its exposure to exchange rate risks.

a. The year end unhedged foreign currency exposures is as under:

Particulars	Currency	Amount in foreign currency	Exchange rate	Amount in Rs.
Trade receivables				
March 31, 2022	USD	13.30	75.81	1,007.89
March 31, 2021	USD	7.19	73.50	528.57
Cash and cash equivalents				
March 31, 2022	USD	0.03	75.81	2.59
March 31, 2021	USD	0.27	73.50	19.73
Export packing credit				
March 31, 2022	USD	3.11	75.81	235.76
March 31, 2021	USD	-	73.50	-
Trade payables				
March 31, 2022	USD	4.92	75.81	372.83
March 31, 2022	GBP	0.15	99.55	14.67
March 31, 2022	EURO	0.06	84.66	5.08
March 31, 2021	USD	2.95	73.50	216.22

b. Foreign currency sensitivity

The following tables demonstrate the sensitivity to a reasonably possible change in USD exchange rates with all other variables held constant. The impact on the Company's profit before tax is due to changes in the fair value of monetary assets and liabilities.

	Change in USD exchange rate		Effect on profit before tax	
	Increase	Decrease	Increase / (decrease)	
March 31, 2022	1%	1%	3.82	(3.82)
March 31, 2021	1%	1%	3.32	(3.32)

Interest rate risk

Interest rate risk is the risk that the fair value or future cash flows of a financial instrument will fluctuate because of changes in market interest rates. The Company is exposed to interest rate risk because certain funds are borrowed at floating interest rates. Interest rate risk is measured by using the cash flow sensitivity for changes in variable interest rate. The borrowings of the Company are principally denominated in rupees and US dollars with a mix of fixed and floating rates of interest. The Company has exposure to interest rate risk, arising principally on changes in base lending rate and LIBOR rates. The risk is managed by the Company by maintaining an appropriate mix between fixed and floating rate borrowings.

If interest rates had been 100 basis points (1%) higher / lower and all other variables were held constant, the Company's profit for the year ended March 31, 2022 would decrease / increase by Rs. 9.59 (March 31, 2021: Rs. 1.70).

35. Capital management

For the purpose of the Company's capital management, capital includes issued equity capital and other equity reserves attributable to the equity holders of the Company. The primary objective of the Company's capital management is to maximise the shareholder value.

The Company manages its capital structure and makes adjustments in light of changes in economic conditions and the requirements of the financial covenants. To maintain or adjust the capital structure, the Company may adjust the dividend payment to shareholders, return capital to shareholders or issue new shares. The Company monitors capital using a gearing ratio, which is net debt divided by total capital plus net debt. The Company's policy is to keep the gearing ratio to an acceptable level. The Company includes within net debt, interest bearing loans and borrowings, less cash and cash equivalents excluding balance with monitoring agency account.

In order to achieve this overall objective, the Company's capital management, amongst other things, aims to ensure that it meets financial covenants attached to the interest-bearing borrowings that define capital structure requirements. Breaches in meeting the financial covenants would permit the bank to immediately call loans and borrowings. There have been no breaches in the financial covenants of any interest-bearing borrowing in the current year.

	As at March 31, 2022	As at March, 31 2021
Borrowings	958.93	169.77
Less: Cash and cash equivalents excluding balance with monitoring agency account	(155.12)	(191.28)
Net debt (A)	803.81	(21.51)
Equity (B)	5,197.64	4,767.57
Equity and net debt (C) = (A) + (B)	6,001.45	4,746.06
Gearing ratio (A) / (C)	13.39%	-0.45%



36. Related party disclosures

Names of related parties and description of relationship

(a) Subsidiary company

Magnatar Aero Systems Private Limited

(b) Key managerial personnel

Parvat Srinivas Reddy, Managing Director (Managing director w.e.f. September 01, 2020)
 Vamshidhar Reddy Kallem, Director (Director upto December 14, 2020)
 Mathew Cyriac, Director (Director upto May 10, 2022)
 Venkatasatishkumar Reddy Gangapatnam, Director
 A. Praveen Kumar Reddy (appointed w.e.f. March 14, 2020)
 P. Kalpana Reddy (Director upto August 18, 2020)
 Dr. C. Suresh Kumar Reddy (Director upto August 25, 2020)
 M. Anushman Reddy, Director (Director upto October 19, 2020)
 P. Simhadri Reddy (Director upto October 19, 2020)
 Rohith Loka Reddy (Director upto October 19, 2020)
 Devesh Dhar Dwivedi, Chief operating officer (Chief financial officer upto August 31, 2020)
 Abhaya Shankar, Chief executing officer (Resigned w.e.f. May 09, 2020)
 Sudipto Bhattacharya, Chief financial officer (From September 01, 2020 to November 01, 2021)
 Gunneswara Rao Pusarla, Chief financial officer (w.e.f. November 08, 2021)
 Shubham Sunil Bagadia, Company secretary (appointed on October 20, 2020)

(c) Relatives of key management personnel

A. Pranay Kumar Reddy
 K. Shalini

(d) Independent / Non-Executive Directors appointed on December 05, 2020


Padmashri Nagarajan Vedachalam
 B V R Subbu
 A. Krishna Kumar
 Ameeta Chatterjee
 U C Muktibodh
 V.G. Sekaran

Transactions and balances with related parties*

Particulars	For the year ended March 31, 2022	For the year ended March 31, 2021
A. Transactions with related parties		
Remuneration*		
M. Anushman Reddy	-	2.57
Parvat Srinivas Reddy	24.00	8.50
Devesh Dhar Dwivedi	-	5.74
Abhaya Shankar	-	0.41
A. Praveen Kumar Reddy	-	1.29
A. Pranay Kumar Reddy	0.64	1.57
Shubham Sunil Bagadia	0.79	0.24
Sudipto Bhattacharya	4.43	2.92
Professional charges		
Parvat Srinivas Reddy	-	2.25
Sitting fees		
Dr. C. Suresh Kumar Reddy	-	0.01
Venkatasatishkumar Reddy Gangapatnam	0.54	0.39
Vamshidhar Reddy Kallem	-	0.01
M. Anushman Reddy	-	0.01
P. Simhadri Reddy	-	0.01
Parvat Srinivas Reddy	-	0.01
Rohith Loka Reddy	-	0.01
P. Kalpana Reddy	-	0.01
A. Praveen Kumar Reddy	0.38	0.38
Mathew Cyriac	0.70	0.47
Padmashri Nagarajan Vedachalam	0.58	0.42
B V R Subbu	0.62	0.34
A. Krishna Kumar	0.74	0.54
Ameeta Chatterjee	0.74	0.50
U C Muktibodh	0.46	0.50
V.G. Sekaran	0.58	0.50
Rent expense		
K. Shalini	-	0.10
Reimbursable expenditure incurred		
Magnatar Aero Systems Private Limited	0.08	0.16
B. Balances receivable		
Particulars	As at March 31, 2022	As at March 31, 2021
Magnatar Aero Systems Private Limited (reimbursable advance)	0.24	0.16

*As the future liability for gratuity and leave encashment is provided on actuarial basis for the Company as a whole, the amount pertaining to the individuals is not ascertainable, therefore not included above.

*The above transactions do not include IPO related expenses and its recoverable balances, incurred on behalf of related parties as selling shareholders in Offer for Sale. Refer note 39 of the standalone financial statements for details IPO expenses incurred by the Company and allocated to selling shareholders.



37. Fair values

There are no significant financial assets and liabilities measured at fair value through profit or loss except for Investment in units of mutual fund [refer note 4(c)] which has been valued using Level 1 valuation method as described in note 2(i).

The fair value of the financial assets and liabilities measured at amortised cost approximates their carrying amounts as at the balance sheet date. (refer breakup of financial assets carried at fair value through profit or loss and breakup of financial liabilities carried at amortised cost).

38. Segment reporting

The chief operating officer / chief executive officer of the Company takes decision in respect of allocation of resources and assesses the performance basis the report / information provided by functional heads and are thus considered to be Chief Operating Decision Maker.

Based on the Company's business model, manufacturing high precision and heavy equipment, components, machines have been considered as a single business segment for the purpose of making decision on allocation of resources and assessing its performance. Accordingly, there are no separate reportable segments in accordance with the requirements of Ind AS 108 'Operating segment' and hence, there are no additional disclosures to be provided other than those already provided in the financial statements. The information relating to revenue from external customers and location of non-current assets of its single reportable segment has been disclosed as below.

The geographic information analyses the Company's revenues and non-current assets by the country of domicile and other countries. In presenting geographic information, segment revenue has been based on the location of the customer and segment assets are based on geographical location of the assets.

(a) Revenue from contracts with customers

	For the year ended March 31, 2022	For the year ended March 31, 2021
India		
Outside India	1,177.44	1,135.12
Total	1,981.84	1,297.17
	3,159.28	2,432.29

(b) The Company has entire non-current assets within India. Hence, separate figures have not been furnished.

(c) Customer contributing more than 10% of revenue

	No of customers	Amount
For the year ended March 31, 2022	2	2,321.58
For the year ended March 31, 2021	2	1,704.93

39. Issue of shares

(i) Issue of shares via Initial Public Offering (IPO)

The Company, in the previous year, has completed the Initial Public Offering (IPO) of 10,372,419 Equity Shares of Face Value of Rs. 10 each for cash at a price of Rs. 575 per Equity Share aggregating to Rs. 5,964.14 million comprising a Fresh Issue of 2,148,149 Equity Shares aggregating to Rs. 1,235.19 million and on Offer for sale of 8,224,270 Equity Shares aggregating to Rs. 4,728.95 million. Pursuant to the IPO, the Equity Shares of the Company got listed on National Stock Exchange (NSE) and Bombay Stock Exchange (BSE) on March 15, 2021.

The IPO Expenses incurred Rs. 379.30 (inclusive of taxes) have been proportionately allocated between the selling shareholder and the Company. The Company's share of expenses (net of tax), Rs. 66.53 has been adjusted against securities premium and balance amount is recoverable from the selling shareholders.

(ii) Issue of shares via Private placement

The Company, in the previous year, has made allotment through preferential basis by making a pre-IPO placement of 1,851,851 Equity Shares Face Value of Rs. 10 each for cash at a price of Rs. 540 per Equity Share aggregating to Rs. 999.99 million. The Company has incurred Rs. 26.34 as share issue expenses (net of tax) which has been set off against the securities premium.

(iii) IPO utilisation


The details of utilization of IPO proceeds and pre-IPO placement are as follows:

Particulars	March 31, 2022			March 31, 2021		
	Amount	Utilised upto the end of the year	Un-utilised upto the end of the year	Amount	Utilised upto the end of the year	Un-utilised upto the end of the year
Repayment / prepayment in full or in part of borrowings availed by the Company	630.00	630.00	-	630.00	586.87	43.13
Funding for working capital requirements	950.00	620.00	330.00	950.00	-	950.00
General corporate purposes	549.23	451.44	97.79	549.23	-	549.23
Total utilised / un-utilised funds	2,129.23	1,701.44	427.79	2,129.23*	586.87	1,542.36*

IPO proceeds which were unutilised as at end of the year are in Monitoring agency account amounting to Rs. 427.79 (March 31, 2021: Rs. 1,540.23).
* Includes balance of Rs. 2.13 in IPO Escrow Account.

40. Ratio analysis and its elements

Ratio	Numerator	Denominator	March 31, 2022	March 31, 2021	% Change	Reason for variance (above 25%)
(i) Current Ratio	Current assets	Current liabilities	2.80	4.46	-37%	The variance mainly on account of increase in borrowings during the year.
(ii) Debt- Equity Ratio	Total debt	Shareholder's equity	0.18	0.04	418%	The variance mainly on account of increase in borrowings during the year.
(iii) Debt Service Coverage ratio	Net profit + depreciation + interest expense	Debt service	15.68	2.45	541%	The variance mainly on account of increase in borrowings during the year.
(iv) Return on Equity Ratio	Net profits after taxes	Average shareholder's equity	12.22%	13.13%	-7%	
(v) Inventory Turnover Ratio	Cost of goods sold	Average inventory	0.85	0.90	-5%	
(vi) Trade Receivable Turnover Ratio	Revenue from operations	Average trade receivable	3.02	3.55	-15%	
(vii) Trade Payable Turnover Ratio	Net credit purchases	Average trade payables	4.01	3.28	22%	
(viii) Net Capital Turnover Ratio	Revenue from operations	Working capital	1.08	0.80	36%	The variance mainly on account of increase in borrowings during the year.
(ix) Net Profit Ratio	Net Profit after tax	Revenue from operations	18.91%	18.70%	1%	
(x) Return on Capital Employed	Profit before interest and taxes	Net worth + total debt	13.88%	13.91%	0%	
(xi) Return on Investment	Gain from investment	Investment	3%	0%	100%	The variance is due to investment in mutual funds made in current year.



41. Other statutory information

- i) The Company does not have any Benami property, where any proceeding has been initiated or pending against the Company for holding any Benami property.
- ii) The title deeds of all the immovable properties disclosed in the financial statements are held in the name of the Company.
- iii) The Company does not have any charges or satisfaction which is yet to be registered with ROC beyond the statutory period.
- iv) The Company does not have any transactions with the companies struck off.
- v) The Company has not traded or invested in crypto currency or virtual currency during the financial year.
- vi) During the current year, the borrowed funds were utilised for the purpose which they were obtained and as per the terms specified in the sanction letter.
- vii) The Company has not advanced or loaned or invested funds to any other person(s) or entity(ies), including foreign entities (Intermediaries) with the understanding that the Intermediary shall:
 - (a) directly or indirectly lend or invest in other persons or entities identified in any manner whatsoever by or on behalf of the company (Ultimate Beneficiaries) or
 - (b) provide any guarantee, security or the like to or on behalf of the Ultimate Beneficiaries
- viii) The Company has not received any fund from any person(s) or entity(ies), including foreign entities (Funding Party) with the understanding (whether recorded in writing or otherwise) that the Company shall:
 - (a) directly or indirectly lend or invest in other persons or entities identified in any manner whatsoever by or on behalf of the Funding Party (Ultimate Beneficiaries) or
 - (b) provide any guarantee, security or the like on behalf of the Ultimate Beneficiaries
- ix) The Company has borrowings from banks on the basis of security of current assets and the quarterly returns and statements of current assets filed by the Company with banks are in agreement with the books of accounts.
- x) The Company has not been declared wilful defaulter by any bank or financial institution or government or any government authority.
- xi) The Company has not any such transaction which is not recorded in the books of accounts that has been surrendered or disclosed as income during the year in the tax assessments under the Income Tax Act, 1961 (such as, search or survey or any other relevant provisions of the Income Tax Act, 1961).
- xii) Previous year figures have been regrouped / reclassified, where necessary, to confirm to the current years' classification.

As per our report of even date

For S.R. BATLIBOI & ASSOCIATES LLP
Chartered accountants
ICAI Firm registration number: 101049W / E300004

Navneet Rai
per Navneet Rai Kabra
Partner
Membership no: 102328



Place: Hyderabad
Date: May 24, 2022

For and on behalf of the Board of Directors of
MTAR Technologies Limited

Parvat Srinivas Reddy
Parvat Srinivas Reddy
Managing Director
DIN: 00359139

Gunneswara Rao Pusarla
Gunneswara Rao Pusarla
Chief Financial Officer

Place: Hyderabad
Date: May 24, 2022

Venkatasatishkumar Reddy Gangapatnam
Venkatasatishkumar Reddy Gangapatnam
Director
DIN: 06535717

Shubham Sunil Bagadia
Shubham Sunil Bagadia
Company Secretary
Membership no: ACS-55748

