

INDEPENDENT AUDITOR'S REPORT

To the Members of MTAR Technologies Limited

Report on the Audit of the Consolidated Financial Statements**Opinion**

We have audited the accompanying consolidated financial statements of MTAR Technologies Limited (hereinafter referred to as "the Holding Company"), its subsidiaries (the Holding Company and its subsidiaries together referred to as "the Group") comprising of the consolidated Balance sheet as at March 31 2024, the consolidated Statement of Profit and Loss, including other comprehensive income, the consolidated Cash Flow Statement and the consolidated Statement of Changes in Equity for the year then ended, and notes to the consolidated financial statements, including a summary of material accounting policies and other explanatory information (hereinafter referred to as "the consolidated financial statements").

In our opinion and to the best of our information and according to the explanations given to us and based on the consideration of reports of other auditors on separate financial statements and on the other financial information of the subsidiaries, the aforesaid consolidated financial statements give the information required by the Companies Act, 2013, as amended ("the Act") in the manner so required and give a true and fair view in conformity with the accounting principles generally accepted in India, of the consolidated state of affairs of the Group as at March 31, 2024, their consolidated profit including other comprehensive income, their consolidated cash flows and the consolidated statement of changes in equity for the year ended on that date.

Basis for Opinion

We conducted our audit of the consolidated financial statements in accordance with the Standards on Auditing (SAs), as specified under section 143(10) of the Act. Our responsibilities under those Standards are further described in the 'Auditor's Responsibilities for the Audit of the Consolidated Financial Statements' section of our report. We are independent of the Group in accordance with the 'Code of Ethics' issued by the Institute of Chartered Accountants of India together with the ethical requirements that are relevant to our audit of the financial statements under the provisions of the Act and the Rules thereunder, and we have fulfilled our other ethical responsibilities in accordance with these requirements and the Code of Ethics. We believe that the audit evidence we have obtained is sufficient and appropriate to provide a basis for our audit opinion on the consolidated financial statements.

Key Audit Matters

Key audit matters are those matters that, in our professional judgment, were of most significance in our audit of the consolidated financial statements for the financial year ended March 31, 2024. These matters were addressed in the context of our audit of the consolidated financial statements as a whole, and in forming our opinion thereon, and we do not provide a separate opinion on these matters. For each matter below, our description of how our audit addressed the matter is provided in that context.

We have determined the matters described below to be the key audit matters to be communicated in our report. We have fulfilled the responsibilities described in the Auditor's responsibilities for the audit of the consolidated financial statements section of our report, including in relation to these matters. Accordingly, our audit included the performance of procedures designed to respond to our assessment of the risks of material misstatement of the consolidated financial statements. The results of audit



S.R. BATLIBOI & ASSOCIATES LLP

Chartered Accountants

procedures performed by us and by other auditors of components not audited by us, as reported by them in their audit reports furnished to us by the management, including those procedures performed to address the matters below, provide the basis for our audit opinion on the accompanying consolidated financial statements.

Key audit matters	How our audit addressed the key audit matter
<p>Revenue recognition (as described in Note 2.2f and 20 of the consolidated financial statements)</p> <p>Revenue from contracts with customer is recognised when control of the goods is transferred to the customer at an amount that reflects the consideration to which the Holding Company expects to be entitled in exchange for those goods. During the year ended March 31, 2024, the Holding Company has recognised revenue amounting to Rs. 1,606.29 million and Rs. 4,118.90 million from domestic and export sales respectively.</p> <p>The point at which control passes is determined based on the terms and conditions by each customer arrangement i.e., delivery specifications including incoterms in case of exports. The risk is, therefore, that revenue may not get recognised in the correct period.</p> <p>Accordingly, due to the significant risk associated with revenue recognition in accordance with terms of Ind AS 115 'Revenue from contracts with customers', it has been determined to be a key audit matter in our audit of the consolidated financial statements.</p>	<p>Our audit procedures, among others included the following:</p> <ul style="list-style-type: none">Assessed the Holding Company's revenue recognition policy in terms of Ind AS 115 ("Revenue from Contracts with Customers").Obtained an understanding, assessed the design and tested the operating effectiveness of internal controls related to revenue recognition.Performed the following tests for a sample of transactions<ul style="list-style-type: none">tested supporting documentation for sales transactions recorded during the year which included sales invoices, customer contracts / sales orders, shipping documents and other related documents.verified whether the recognition of revenue is in accordance with the incoterms / when the conditions for revenue recognitions are satisfied.Tested the supporting documentation for sample of sales transactions recorded during the period closer to the year end to agree the period of revenue recognition to underlying documents as referred above.Assessed the relevant disclosures made in the consolidated financial statements.

Other Information

The Holding Company's Board of Directors is responsible for the other information. The other information comprises the information included in the Annual report, but does not include the consolidated financial statements and our auditor's report thereon.

Our opinion on the consolidated financial statements does not cover the other information and we do not express any form of assurance conclusion thereon.

In connection with our audit of the consolidated financial statements, our responsibility is to read the other information and, in doing so, consider whether such other information is materially inconsistent with the consolidated financial statements or our knowledge obtained in the audit or otherwise appears to be materially misstated. If, based on the work we have performed, we conclude that there is a material misstatement of this other information, we are required to report that fact. We have nothing to report in this regard.



Responsibilities of Management for the Consolidated Financial Statements

The Holding Company's Board of Directors is responsible for the preparation and presentation of these consolidated financial statements in terms of the requirements of the Act that give a true and fair view of the consolidated financial position, consolidated financial performance including other comprehensive income, consolidated cash flows and consolidated statement of changes in equity of the Group in accordance with the accounting principles generally accepted in India, including the Indian Accounting Standards (Ind AS) specified under section 133 of the Act read with the Companies (Indian Accounting Standards) Rules, 2015, as amended. The respective Board of Directors of the companies included in the Group are responsible for maintenance of adequate accounting records in accordance with the provisions of the Act for safeguarding of the assets of their respective companies and for preventing and detecting frauds and other irregularities; selection and application of appropriate accounting policies; making judgments and estimates that are reasonable and prudent; and the design, implementation and maintenance of adequate internal financial controls, that were operating effectively for ensuring the accuracy and completeness of the accounting records, relevant to the preparation and presentation of the consolidated financial statements that give a true and fair view and are free from material misstatement, whether due to fraud or error, which have been used for the purpose of preparation of the consolidated financial statements by the Directors of the Holding Company, as aforesaid.

In preparing the consolidated financial statements, the respective Board of Directors of the companies included in the Group are responsible for assessing the ability of their respective companies to continue as a going concern, disclosing, as applicable, matters related to going concern and using the going concern basis of accounting unless management either intends to liquidate the Group or to cease operations, or has no realistic alternative but to do so.

Those respective Board of Directors of the companies included in the Group are also responsible for overseeing the financial reporting process of their respective companies.

Auditor's Responsibilities for the Audit of the Consolidated Financial Statements

Our objectives are to obtain reasonable assurance about whether the consolidated financial statements as a whole are free from material misstatement, whether due to fraud or error, and to issue an auditor's report that includes our opinion. Reasonable assurance is a high level of assurance, but is not a guarantee that an audit conducted in accordance with SAs will always detect a material misstatement when it exists. Misstatements can arise from fraud or error and are considered material if, individually or in the aggregate, they could reasonably be expected to influence the economic decisions of users taken on the basis of these consolidated financial statements.

As part of an audit in accordance with SAs, we exercise professional judgment and maintain professional skepticism throughout the audit. We also:

- Identify and assess the risks of material misstatement of the consolidated financial statements, whether due to fraud or error, design and perform audit procedures responsive to those risks, and obtain audit evidence that is sufficient and appropriate to provide a basis for our opinion. The risk of not detecting a material misstatement resulting from fraud is higher than for one resulting from error, as fraud may involve collusion, forgery, intentional omissions, misrepresentations, or the override of internal control.
- Obtain an understanding of internal control relevant to the audit in order to design audit procedures that are appropriate in the circumstances. Under section 143(3)(i) of the Act, we are also responsible for expressing our opinion on whether the Holding Company has adequate internal financial controls with reference to financial statements in place and the operating effectiveness of such controls.
- Evaluate the appropriateness of accounting policies used and the reasonableness of accounting



estimates and related disclosures made by management.

- Conclude on the appropriateness of management's use of the going concern basis of accounting and, based on the audit evidence obtained, whether a material uncertainty exists related to events or conditions that may cast significant doubt on the ability of the Group to continue as a going concern. If we conclude that a material uncertainty exists, we are required to draw attention in our auditor's report to the related disclosures in the consolidated financial statements or, if such disclosures are inadequate, to modify our opinion. Our conclusions are based on the audit evidence obtained up to the date of our auditor's report. However, future events or conditions may cause the Group to cease to continue as a going concern.
- Evaluate the overall presentation, structure and content of the consolidated financial statements, including the disclosures, and whether the consolidated financial statements represent the underlying transactions and events in a manner that achieves fair presentation.
- Obtain sufficient appropriate audit evidence regarding the financial information of the entities or business activities within the Group of which we are the independent auditors, to express an opinion on the consolidated financial statements. We are responsible for the direction, supervision and performance of the audit of the financial statements of such entities included in the consolidated financial statements of which we are the independent auditors. For the other entities included in the consolidated financial statements, which have been audited by other auditors, such other auditors remain responsible for the direction, supervision and performance of the audits carried out by them. We remain solely responsible for our audit opinion.

We communicate with those charged with governance of the Holding Company and such other entities included in the consolidated financial statements of which we are the independent auditors regarding, among other matters, the planned scope and timing of the audit and significant audit findings, including any significant deficiencies in internal control that we identify during our audit.

We also provide those charged with governance with a statement that we have complied with relevant ethical requirements regarding independence, and to communicate with them all relationships and other matters that may reasonably be thought to bear on our independence, and where applicable, related safeguards.

From the matters communicated with those charged with governance, we determine those matters that were of most significance in the audit of the consolidated financial statements for the financial year ended March 31, 2024 and are therefore the key audit matters. We describe these matters in our auditor's report unless law or regulation precludes public disclosure about the matter or when, in extremely rare circumstances, we determine that a matter should not be communicated in our report because the adverse consequences of doing so would reasonably be expected to outweigh the public interest benefits of such communication.

Other Matter

We did not audit the financial statements and other financial information, in respect of two subsidiaries, whose financial statements include total assets of Rs 114.12 million as at March 31, 2024, and total revenues of Rs 51.39 million and net cash outflows of Rs 0.29 million for the year ended on that date. These financial statement and other financial information have been audited by other auditors, which financial statements, other financial information and auditor's reports have been furnished to us by the management. Our opinion on the consolidated financial statements, in so far as it relates to the amounts and disclosures included in respect of these subsidiaries, and our report in terms of sub-sections (3) of Section 143 of the Act, in so far as it relates to the aforesaid subsidiaries, is based solely on the reports of such other auditors.

Our opinion above on the consolidated financial statements, and our report on Other Legal and Regulatory Requirements below, is not modified in respect of the above matters with respect to our



reliance on the work done and the reports of the other auditors and the financial statements and other financial information certified by the Management.

Report on Other Legal and Regulatory Requirements

1. As required by the Companies (Auditor's Report) Order, 2020 ("the Order"), issued by the Central Government of India in terms of sub-section (11) of section 143 of the Act, based on our audit and on the consideration of report of the other auditors on separate financial statements and the other financial information of the subsidiary companies, incorporated in India, as noted in the 'Other Matter' paragraph we give in the "Annexure 1" a statement on the matters specified in paragraph 3(xxi) of the Order.
2. As required by Section 143(3) of the Act, based on our audit and on the consideration of report of the other auditors on separate financial statements and the other financial information of subsidiaries, as noted in the 'Other Matter' paragraph, we report, to the extent applicable, that:
 - (a) We/the other auditors whose report we have relied upon have sought and obtained all the information and explanations which to the best of our knowledge and belief were necessary for the purposes of our audit of the aforesaid consolidated financial statements;
 - (b) In our opinion, proper books of account as required by law relating to preparation of the aforesaid consolidation of the financial statements have been kept so far as it appears from our examination of those books except for the matters stated in the paragraph 2(i)(vi) below on reporting under Rule 11(g);
 - (c) The Consolidated Balance Sheet, the Consolidated Statement of Profit and Loss including the Statement of Other Comprehensive Income, the Consolidated Cash Flow Statement and Consolidated Statement of Changes in Equity dealt with by this Report are in agreement with the books of account maintained for the purpose of preparation of the consolidated financial statements;
 - (d) In our opinion, the aforesaid consolidated financial statements comply with the Accounting Standards specified under Section 133 of the Act, read with Companies (Indian Accounting Standards) Rules, 2015, as amended;
 - (e) On the basis of the written representations received from the directors of the Holding Company as on March 31, 2024 taken on record by the Board of Directors of the Holding Company and the reports of the statutory auditors who are appointed under Section 139 of the Act, of its subsidiary companies none of the directors of the Group's companies, incorporated in India, is disqualified as on March 31, 2024 from being appointed as a director in terms of Section 164 (2) of the Act;
 - (f) With respect to the adequacy of the internal financial controls with reference to consolidated financial statements of the Holding Company and its subsidiary companies, incorporated in India, and the operating effectiveness of such controls, refer to our separate Report in "Annexure 2" to this report;
 - (g) In our opinion and based on the consideration of reports of other statutory auditors of the subsidiaries, incorporated in India, the managerial remuneration for the year ended March 31, 2024 has been paid / provided by the Holding Company and its subsidiaries, incorporated in India to their directors in accordance with the provisions of section 197 read with Schedule V to the Act;
 - (h) The modification relating to the maintenance of accounts and other matters connected therewith are as stated in the paragraph 2 (b) above on reporting under Section 143(3)(b) and paragraph 2 (i) (vi) below on reporting under Rule 11(g);



- (i) With respect to the other matters to be included in the Auditor's Report in accordance with Rule 11 of the Companies (Audit and Auditors) Rules, 2014, as amended, in our opinion and to the best of our information and according to the explanations given to us and based on the consideration of the report of the other auditors on separate financial statements as also the other financial information of the subsidiaries as noted in the 'Other matter' paragraph:
- i. The consolidated financial statements disclose the impact of pending litigations on its consolidated financial position of the Group, in its consolidated financial statements – Refer Note 32 to the consolidated financial statements;
 - ii. The Group, did not have any material foreseeable losses in long-term contracts including derivative contracts during the year ended March 31, 2024;
 - iii. There were no amounts which were required to be transferred to the Investor Education and Protection Fund by the Holding Company and its subsidiaries, incorporated in India during the year ended March 31, 2024.
 - iv. a) The respective managements of the Holding Company and its subsidiaries which are companies incorporated in India whose financial statements have been audited under the Act have represented to us and the other auditors of such subsidiaries respectively that, to the best of its knowledge and belief, no funds have been advanced or loaned or invested (either from borrowed funds or share premium or any other sources or kind of funds) by the Holding Company or any of such subsidiaries to or in any other person or entity, including foreign entities ("Intermediaries"), with the understanding, whether recorded in writing or otherwise, that the Intermediary shall, whether, directly or indirectly lend or invest in other persons or entities identified in any manner whatsoever by or on behalf of the respective Holding Company or any of such subsidiaries ("Ultimate Beneficiaries") or provide any guarantee, security or the like on behalf of the Ultimate Beneficiaries;
 - b) The respective managements of the Holding Company and its subsidiaries which are companies incorporated in India whose financial statements have been audited under the Act have represented to us and the other auditors of such subsidiaries respectively that, to the best of its knowledge and belief, no funds have been received by the respective Holding Company or any of such subsidiaries from any person or entity, including foreign entities ("Funding Parties"), with the understanding, whether recorded in writing or otherwise, that the Holding Company or any of such subsidiaries shall, whether, directly or indirectly, lend or invest in other persons or entities identified in any manner whatsoever by or on behalf of the Funding Party ("Ultimate Beneficiaries") or provide any guarantee, security or the like on behalf of the Ultimate Beneficiaries; and
 - c) Based on the audit procedures that have been considered reasonable and appropriate in the circumstances performed by us and that performed by the auditors of the subsidiaries which are companies incorporated in India whose financial statements have been audited under the Act, nothing has come to our or other auditor's notice that has caused us or the other auditors to believe that the representations under sub-clause (a) and (b) contain any material mis-statement.
 - v) No dividend has been declared or paid during the year by the Holding Company and its subsidiaries companies, incorporated in India.



S.R. BATLIBOI & ASSOCIATES LLP

Chartered Accountants

- vi) Based on our examination which included test checks and that performed by the respective auditors of the subsidiaries which are companies incorporated in India whose financial statements have been audited under the Act, except for the instances discussed in note 42 to the financial statements, the Holding Company and its subsidiaries have used accounting software for maintaining its books of account which has a feature of recording audit trail (edit log) facility and the same has operated throughout the year for all relevant transactions recorded in the software except that, audit trail feature is not enabled for direct changes to database when using certain access rights. Further, during the course of our audit, we and respective auditors of the above referred subsidiaries did not come across any instance of audit trail feature being tampered with, in respect of accounting software where the audit trail has been enabled.

For **S.R. Batliboi & Associates LLP**

Chartered Accountants

ICAI Firm Registration Number: 101049W/E300004


per **Atin Bhargava**
Partner

Membership Number: 504777

UDIN: 24504777BKDHLT3344

Place of Signature: Hyderabad

Date: May 28, 2024



Annexure 1 referred to the Independent Auditor's Report

Re: MTAR Technologies Limited ("the Holding Company")

- (xxi) There are no qualifications or adverse remarks by the respective auditors in the Companies (Auditors Report) Order (CARO) reports of the companies included in the consolidated financial statements. Accordingly, the requirement to report on clause 3(xxi) of the Order is not applicable to the Holding Company.

For **S. R. Batliboi & Associates LLP**

Chartered Accountants

ICAI Firm registration number: 101049W/E300004


per **Atin Bhargava**

Partner

Membership Number: 504777

UDIN: 24504777BKDHLT3344



Place: Hyderabad

Date: May 28, 2024

ANNEXURE 2 TO THE INDEPENDENT AUDITOR'S REPORT OF EVEN DATE ON THE CONSOLIDATED FINANCIAL STATEMENTS OF MTAR TECHNOLOGIES LIMITED

Report on the Internal Financial Controls under Clause (i) of Sub-section 3 of Section 143 of the Companies Act, 2013 ("the Act")

In conjunction with our audit of the consolidated financial statements of MTAR Technologies Limited (hereinafter referred to as the "Holding Company") as of and for the year ended March 31, 2024, we have audited the internal financial controls with reference to consolidated financial statements of the Holding Company and its subsidiaries (the Holding Company and its subsidiaries together referred to as "the Group"), which are companies incorporated in India, as of that date.

Management's Responsibility for Internal Financial Controls

The respective Board of Directors of the companies included in the Group, which are companies incorporated in India, are responsible for establishing and maintaining internal financial controls based on the internal control over financial reporting criteria established by the Holding Company considering the essential components of internal control stated in the Guidance Note on Audit of Internal Financial Controls Over Financial Reporting issued by the Institute of Chartered Accountants of India (ICAI). These responsibilities include the design, implementation and maintenance of adequate internal financial controls that were operating effectively for ensuring the orderly and efficient conduct of its business, including adherence to the respective company's policies, the safeguarding of its assets, the prevention and detection of frauds and errors, the accuracy and completeness of the accounting records, and the timely preparation of reliable financial information, as required under the Companies Act, 2013.

Auditor's Responsibility

Our responsibility is to express an opinion on the Holding Company's internal financial controls with reference to consolidated financial statements based on our audit. We conducted our audit in accordance with the Guidance Note on Audit of Internal Financial Controls Over Financial Reporting (the "Guidance Note") and the Standards on Auditing, specified under section 143(10) of the Act, to the extent applicable to an audit of internal financial controls, both, issued by ICAI. Those Standards and the Guidance Note require that we comply with ethical requirements and plan and perform the audit to obtain reasonable assurance about whether adequate internal financial controls with reference to consolidated financial statements was established and maintained and if such controls operated effectively in all material respects.

Our audit involves performing procedures to obtain audit evidence about the adequacy of the internal financial controls with reference to consolidated financial statements and their operating effectiveness. Our audit of internal financial controls with reference to consolidated financial statements included obtaining an understanding of internal financial controls with reference to consolidated financial statements, assessing the risk that a material weakness exists, and testing and evaluating the design and operating effectiveness of internal control based on the assessed risk. The procedures selected depend on the auditor's judgement, including the assessment of the risks of material misstatement of the financial statements, whether due to fraud or error.

We believe that the audit evidence we have obtained and the audit evidence obtained by the other auditors in terms of their reports referred to in the Other Matters paragraph below, is sufficient and appropriate to provide a basis for our audit opinion on the internal financial controls with reference to consolidated financial statements.



Meaning of Internal Financial Controls With Reference to Consolidated Financial Statements

A company's internal financial control with reference to consolidated financial statements is a process designed to provide reasonable assurance regarding the reliability of financial reporting and the preparation of financial statements for external purposes in accordance with generally accepted accounting principles. A company's internal financial control with reference to consolidated financial statements includes those policies and procedures that (1) pertain to the maintenance of records that, in reasonable detail, accurately and fairly reflect the transactions and dispositions of the assets of the company; (2) provide reasonable assurance that transactions are recorded as necessary to permit preparation of consolidated financial statements in accordance with generally accepted accounting principles, and that receipts and expenditures of the company are being made only in accordance with authorisations of management and directors of the company; and (3) provide reasonable assurance regarding prevention or timely detection of unauthorised acquisition, use, or disposition of the company's assets that could have a material effect on the consolidated financial statements.

Inherent Limitations of Internal Financial Controls With Reference to Consolidated Financial Statements

Because of the inherent limitations of internal financial controls with reference to consolidated financial statements, including the possibility of collusion or improper management override of controls, material misstatements due to error or fraud may occur and not be detected. Also, projections of any evaluation of the internal financial controls with reference to consolidated financial statements to future periods are subject to the risk that the internal financial controls with reference to consolidated financial statements may become inadequate because of changes in conditions, or that the degree of compliance with the policies or procedures may deteriorate.

Opinion

In our opinion, the Group, which are companies incorporated in India, have, maintained in all material respects, adequate internal financial controls with reference to consolidated financial statements and such internal financial controls with reference to consolidated financial statements were operating effectively as at March 31, 2024, based on the internal control over financial reporting criteria established by the Holding Company considering the essential components of internal control stated in the Guidance Note issued by the ICAI.

Other Matters

Our report under Section 143(3)(i) of the Act on the adequacy and operating effectiveness of the internal financial controls with reference to consolidated financial statements of the Holding Company, in so far as it relates to these two subsidiaries, which are companies incorporated in India, is based on the corresponding reports of the auditors of such subsidiaries, incorporated in India.

For S.R. Batliboi & Associates LLP

Chartered Accountants

ICAI Firm Registration Number: 101049W/E300004


per Atin Bhargava
Partner

Membership Number: 504777

UDIN: 24504777BKDHLT3344

Place of Signature: Hyderabad

Date: May 28, 2024



MTAR Technologies Limited
CIN: L72200TG1999PLC032836
Consolidated balance sheet as at March 31, 2024
(All amounts are in Indian rupees millions, unless otherwise stated)

Particulars	Notes	As at March 31, 2024	As at March 31, 2023
Assets			
Non-current assets			
Property, plant and equipment	3 (a)	3,398.08	2,902.06
Capital work in progress	3.1	728.82	643.77
Intangible assets	3 (b)	7.30	7.94
Financial assets			
Investments	4 (a)	0.10	0.10
Other financial assets	5	26.18	21.67
Non-current tax assets (net)	6	52.64	5.22
Other non-current assets	7	215.02	85.56
		<u>4,428.14</u>	<u>3,666.32</u>
Current assets			
Inventories	9	3,476.31	3,865.62
Financial assets			
Investment in mutual funds	4 (b)	-	274.74
Trade receivables	10	1,466.03	2,083.95
Cash and cash equivalents	11	392.36	122.40
Bank balances other than cash and cash equivalents	12	115.99	189.84
Other financial assets	5	85.63	47.98
Other current assets	8	112.13	382.25
		<u>5,648.45</u>	<u>6,966.78</u>
Total assets		<u><u>10,076.59</u></u>	<u><u>10,633.10</u></u>
Equity and liabilities			
Equity			
Equity share capital	13	307.59	307.59
Other equity	14	6,455.71	5,893.73
		<u>6,763.30</u>	<u>6,201.32</u>
Liabilities			
Non-current liabilities			
Financial liabilities			
Borrowings	17	969.89	777.23
Provisions	15	26.27	25.93
Deferred tax liabilities (net)	16	208.53	182.37
Non current liabilities	19	30.43	30.32
		<u>1,235.12</u>	<u>1,015.85</u>
Current liabilities			
Financial liabilities			
Borrowings	17	939.27	656.31
Trade payables	18		
- total outstanding dues of micro, small and medium enterprises		3.03	119.13
- total outstanding dues of creditors other than micro, small and medium enterprises		711.08	2,063.36
Other financial liabilities	17A	72.75	70.18
Provisions	15	33.17	18.54
Current tax liabilities (net)	6	-	22.06
Other current liabilities	19	318.87	466.35
		<u>2,078.17</u>	<u>3,415.93</u>
Total equity and liabilities		<u><u>10,076.59</u></u>	<u><u>10,633.10</u></u>

Summary of material accounting policies

2.2

The accompanying notes are an integral part of the consolidated financial statements.

As per our report of even date

For S.R. BATLIBOI & ASSOCIATES LLP

Chartered accountants

ICAI Firm registration number: 101049W/E300004

Atin Bhargava
per Atin Bhargava
Partner
Membership no: 504777



For and on behalf of the Board of Directors of
MTAR Technologies Limited

Parvat Srinivas Reddy
Parvat Srinivas Reddy
Managing Director
DIN: 00359139

Gunneswara Rao Pusarla
Gunneswara Rao Pusarla
Chief Financial Officer

Venkatasatishkumar Reddy Gangapatnam
Venkatasatishkumar Reddy Gangapatnam
Director
DIN: 06535717

Shubham Sunil Bagadia
Shubham Sunil Bagadia
Company Secretary
Membership no: ACS-55748



Place: Hyderabad

Date: May 28, 2024

Place: Hyderabad

Date: May 28, 2024

Consolidated statement of profit and loss for the year ended March 31, 2024
(All amounts are in Indian rupees millions, unless otherwise stated)

Particulars	Notes	For the year ended March 31, 2024	For the year ended March 31, 2023
Income			
Revenue from operations	20	5,807.52	5,737.51
Other income	21	58.07	194.77
Total income		5,865.59	5,932.28
Expenses			
Cost of materials consumed	22	3,184.07	3,156.19
Employee benefits expense	24	969.75	935.09
Finance costs	25	223.09	145.67
Depreciation and amortisation expense	26	231.63	186.61
Other expenses	27	686.87	567.58
Total expense		5,135.22	4,530.05
Profit before tax		730.37	1,402.23
Tax expense	28		
Current tax		157.66	340.75
Adjustment of tax relating to earlier periods		(14.29)	-
Deferred tax	5	25.87	27.29
Total tax expense		169.24	368.04
Profit for the year		561.13	1,034.19
Other comprehensive income (OCI)			
OCI not to be reclassified to profit or loss:			
Re-measurement gains / (losses) on defined benefit plans		1.14	(40.45)
Income tax on above		(0.29)	10.18
OCI for the period, net of tax		0.85	(30.27)
Total comprehensive income for the year		561.98	1,003.92
Earnings per equity share of Rs. 10 each fully paid	29		
Basic and diluted, computed on the basis of profit attributable to equity holders		18.24	33.62
Summary of material accounting policies	2.2		

The accompanying notes are an integral part of the consolidated financial statements.
As per our report of even date

For S.R. BATLIBOI & ASSOCIATES LLP
Chartered accountants
ICAI Firm registration number: 101049W/E300004

Atin Bhargava
per Atin Bhargava
Partner
Membership no: 504772



For and on behalf of the Board of Directors of
MTAR Technologies Limited

Parvat Srinivas Reddy
Parvat Srinivas Reddy
Managing Director
DIN: 00359139

P. Gunneswara Rao
Gunneswara Rao Pusarla
Chief Financial Officer

Place: Hyderabad
Date: May 28, 2024

Venkatasathkumar Reddy Gangapatnam
Venkatasathkumar Reddy Gangapatnam
Director
DIN: 06535717

Shubham Sunil Bagadia
Shubham Sunil Bagadia
Company Secretary
Membership no: ACS-55748

Place: Hyderabad
Date: May 28, 2024



Place: Hyderabad
Date: May 28, 2024

MTAR Technologies Limited

CIN: L72200TG1999PLC032836

Consolidated statement of cash flows for the year ended March 31, 2024

(All amounts are in Indian rupees millions, unless otherwise stated)

Particulars	For the year ended March 31, 2024	For the year ended March 31, 2023
A Cash flow from operating activities		
Profit before tax	730.37	1,402.23
<i>Adjustments to reconcile profit before tax to net cash flows:</i>		
Depreciation and amortisation expense	231.63	186.61
Finance costs	223.09	145.67
Gain on sale / revaluation of mutual fund	(23.64)	(27.94)
Unrealised exchange (gain) / loss	8.01	(6.55)
Loss/(Profit) on sale of property, plant and equipment	(2.43)	1.81
Interest income	(8.74)	(14.23)
Operating profit before working capital changes	1,158.29	1,687.60
<i>Movements in working capital:</i>		
Decrease / (Increase) in trade receivables	611.11	(711.61)
Decrease / (Increase) in inventories	389.31	(2,162.46)
Decrease / (Increase) in current and non current financial assets	(43.02)	21.10
Decrease / (Increase) in other current and non current assets	271.92	(172.60)
Increase / (decrease) in trade payables	(1,468.38)	1,603.87
Increase / (decrease) in other current and Non current liabilities	(147.37)	162.29
Increase / (decrease) in provisions	14.91	(31.56)
Cash generated (used in) / from operations	786.77	396.63
Income tax paid (net of refunds)	(212.85)	(322.56)
Net cash flows (used in) / from operating activities	(A) 573.92	74.07
B Cash flow used in investing activities		
Purchase of property, plant and equipment, including intangible assets, capital work in progress, capital creditors and capital advances	(941.77)	(1,083.71)
Proceeds from Sale of fixed assets	3.45	6.10
Investment in units of mutual fund	(751.76)	(323.50)
Receipt from redemption in units of mutual fund	1,050.14	700.00
Payment towards acquisition of business, net of cash acquired	-	(64.50)
Investment in bank deposits	(259.49)	(116.07)
Redemption from bank deposits	333.34	-
Interest received	9.60	14.53
Net cash flows used in investing activities	(B) (556.49)	(867.15)
C Cash flow from financing activities		
Proceeds from long term borrowings	676.53	730.67
Repayment of long term borrowings	(302.65)	(174.89)
Proceeds from / (repayment of) short term borrowings (net)	101.74	(98.79)
Finance costs paid	(223.09)	(137.08)
Net cash flows from financing activities	(C) 252.53	319.91
Net increase / (decrease) in cash and cash equivalents	(A+B+C) 269.96	(473.17)
Cash and cash equivalents at the beginning of the year	122.40	595.57
Cash and cash equivalents at the end of the year	392.36	122.40



Particulars	For the year ended March 31, 2024	For the year ended March 31, 2023
Components of cash and cash equivalents		
Cash on hand	0.25	0.18
Balance with banks:		
Current accounts	392.11	122.22
Deposits with original maturity of less than three months	-	0.00
Total cash and cash equivalents	392.36	122.40

current maturities and short-term borrowings) is as follows:

current maturities and short-term borrowings) is as follows:

	Long-term including current maturities	Short-term
Opening as on March 31, 2022	487.25	471.68
Proceeds for Long-term including current maturities	738.46	-
Repayment for Long-term including current maturities	(174.89)	-
Proceeds / (repayment) for Short-term (net)	-	(88.96)
Closing as on March 31, 2023	1,050.82	382.72
Proceeds for Long-term including current maturities	676.53	-
Repayment for Long-term including current maturities	(302.65)	-
Proceeds / (repayment) Short-term (net)	-	101.74
Closing as on March 31, 2024	1,424.70	484.46

Summary of material accounting policies

2.2

The accompanying notes are an integral part of the standalone financial statements.

As per our report of even date

For S.R. BATLIBOI & ASSOCIATES LLP

Chartered accountants

ICAI Firm registration number: 101049W/E300004


per Atin Bhargava
Partner
Membership no: 50477



Place: Hyderabad
Date: May 28, 2024

For and on behalf of the Board of Directors of
MTAR Technologies Limited


Parvat Srinivas Reddy
Managing Director
DIN: 00359139


Gunneswara Rao Pusalra
Chief Financial Officer

Place: Hyderabad
Date: May 28, 2024



Venkatasatishkumar Reddy Gangapatnam
Director
DIN: 06535717


Shubham Sunil Bagadia
Company Secretary
Membership no: ACS-55748



MTAR Technologies Limited
CIN: L72200TG1999PLC032836

Consolidated statement of changes in equity for the year ended March 31, 2024
(All amounts are in Indian rupees millions, except share data and unless otherwise stated)

a) Equity share capital				
Equity shares of Rs. 10 each, issued, subscribed and fully paid up	No. of shares		Amount	
For the year ended March 31, 2024				
As at April 01, 2023	3,07,59,591		307.59	
Add: Issued during the year				
As at March 31, 2024	3,07,59,591		307.59	
For the year ended March 31, 2023				
As at April 01, 2022	3,07,59,591		307.59	
Add: Issued during the year				
As at March 31, 2023	3,07,59,591		307.59	
b) Other equity				
Particulars	Securities premium	Capital redemption reserve	Retained earnings	Total
For the year ended March 31, 2024				
As at April 01, 2023	3,199.56	14.55	2,679.62	5,893.73
Profit for the year	-	-	561.13	561.13
Other comprehensive income for the year	-	-	0.85	0.85
As at March 31, 2024	3,199.56	14.55	3,241.60	6,455.71
For the year ended March 31, 2023				
As at April 01, 2022	3,199.56	14.55	1,675.70	4,889.81
Profit for the year	-	-	1,034.19	1,034.19
Other comprehensive income for the year	-	-	(30.27)	(30.27)
As at March 31, 2023	3,199.56	14.55	2,679.62	5,893.73

The accompanying notes are an integral part of the consolidated financial statements.
As per our report of even date


For S.R. BATLIBOI & ASSOCIATES LLP
Chartered accountants
ICAI Firm registration number: 101049W/E300004


per Atin Bhargava
Partner
Membership no: 504777



For and on behalf of the Board of Directors of
MTAR Technologies Limited



Parvat Srinivas Reddy
Managing Director
DIN: 00359139


Gunneswara Rao Pusarla
Chief Financial Officer

Place: Hyderabad
Date: May 28, 2024



Venkatasathikumar Reddy Gangapatnam
Director
DIN: 06535717


Shubham Sunil Bagadia
Company Secretary
Membership no: ACS-55748



Place: Hyderabad
Date: May 28, 2024

1 Corporate Information

The consolidated financial statements comprise financial statements of MTAR Technologies Limited, ("MTAR" or "the Holding Company" or "the company" or "the parent") and its subsidiaries (collectively, "the Group") for the year ended March 31, 2023. The Company was a private limited company domiciled in India, and incorporated on November 11, 1999 under the provisions of the erstwhile Companies Act, 1956 replaced with Companies Act, 2013 ("Act") w.e.f. April 1, 2014 with its registered office at 18, Technocrats Industrial Estate, Balanagar, Hyderabad, Telangana, India 500037. The Company became a Public Limited Company w.e.f. November 2, 2020 and consequently the name of the Company has changed from MTAR Technologies Private Limited to MTAR Technologies Limited. The Holding Company listed its shares in both BSE and NSE on March 15, 2021.

The Group is engaged in the business of manufacturing high precision and heavy equipment, components, machines for sectors including nuclear, aerospace, defence, etc.

2 Material accounting policies

These notes provide a list of the significant accounting policies adopted in the preparation of these financial statements. These policies have been consistently applied to all the periods presented, unless otherwise stated.

2.1.a Basis of preparation

The Consolidated financial statements for the year ended March 31, 2024 comprising of Consolidated balance sheet as at March 31, 2024, Consolidated statement of profit and loss, including the Consolidated statement of other comprehensive income, Consolidated cash flow statement and Consolidated statement of changes in equity for the year then ended, and a summary of explanatory notes (together hereinafter referred to as "financial statements") have been prepared in accordance with Indian Accounting Standards ("Ind AS") notified under Companies Act, 2013 read with the Companies (Indian Accounting Standards) Rules, 2015, as amended including presentation requirements of Division II of Schedule III to the Companies Act, 2013 (Ind AS Compliant Schedule III), as applicable to the consolidated financial statements (to the extent notified) and other accounting principles generally accepted in India.

The financial statements have been prepared on a historical cost basis, except for the following assets and liabilities which have been measured at fair value:

- Certain financial assets and liabilities measured at fair value (refer accounting policy regarding financial instruments), and
- Defined benefits plan - plan assets measured at fair value

The financial statements are presented in Indian Rupees "INR" or "Rs." and all values are stated as INR in millions, except when otherwise indicated.

2.1.b Basis of consolidation

The Consolidated financial statements comprise the financial statements of the Company and its subsidiaries as at March 31, 2024.

Control is achieved when the Group is exposed, or has rights, to variable returns from its involvement with the investee and has the ability to affect those returns through its power over the investee. Specifically, the Group controls an investee if and only if the Group has:

- Power over the investee (i.e. existing rights that give it the current ability to direct the relevant activities of the investee)
- Exposure, or rights, to variable returns from its involvement with the investee, and
- The ability to use its power over the investee to affect its returns

Generally, there is a presumption that a majority of voting rights result in control. To support this presumption and when the Group has less than a majority of the voting or similar rights of an investee, the Group considers all relevant facts and circumstances in assessing whether it has power over an investee, including:

- The contractual arrangement with the other vote holders of the investee
- Rights arising from other contractual arrangements
- The Group's voting rights and potential voting rights
- The size of the group's holding of voting rights relative to the size and dispersion of the holdings of the other voting rights holders

The Group re-assesses whether or not it controls an investee if facts and circumstances indicate that there are changes to one or more of the three elements of control. Consolidation of a subsidiary begins when the Group obtains control over the subsidiary and ceases when the Group loses control of the subsidiary. Assets, liabilities, income and expenses of a subsidiary acquired or disposed of during the year are included in the Consolidated financial statements from the date the Group gains control until the date the Group ceases to control the subsidiary.

Consolidated financial statements are prepared using uniform accounting policies for like transactions and other events in similar circumstances. If a member of the group uses accounting policies other than those adopted in the consolidated financial statements for like transactions and events in similar circumstances, appropriate adjustments are made to that group member's financial statements in preparing the Consolidated financial statements to ensure conformity with the group's accounting policies.

The financial statements of subsidiary used for the purpose of consolidation are drawn up to same reporting date as that of the parent company, i.e., year ended on March 31. When the end of the reporting period of the parent is different from that of a subsidiary, the subsidiary prepares, for consolidation purposes, additional financial information as of the same date as the financial statements of the parent to enable the parent to consolidate the financial information of the subsidiary, unless it is impracticable to do so.

Consolidation procedure

1. Combine like items of assets, liabilities, equity, income, expenses and cash flows of the Holding Company with those of its subsidiary.
2. Eliminate the carrying amount of the Holding Company's investment in subsidiary and the Holding Company's portion of equity of subsidiary till date of incorporation of subsidiary.
3. Eliminate in full intragroup assets and liabilities, equity, income, expenses and cash flows relating to transactions between entities of the group (profits or losses resulting from intragroup transactions that are recognised in assets, such as inventory and property, plant and equipment, are eliminated in full). Intragroup losses may indicate an impairment that requires recognition in the Consolidated financial statements. Ind AS 12 Income Taxes applies to temporary differences that arise from the elimination of profits and losses resulting from intragroup transactions.
4. Profit or loss and each component of other comprehensive income (OCI) are attributed to the equity holders of the Holding Company of the Group and to the non-controlling interests. When necessary, adjustments are made to the financial statements of subsidiary to bring their accounting policies into line with the Group's accounting policies.



2.2 Summary of material accounting policies

a) Current versus non-current classification

The Group presents assets and liabilities in the balance sheet based on current/ non-current classification. An asset is treated as current when it is:

- ▶ Expected to be realised or intended to be sold or consumed in normal operating cycle
 - ▶ Held primarily for the purpose of trading
 - ▶ Expected to be realised within twelve months after the reporting period, or
 - ▶ Cash or cash equivalent unless restricted from being exchanged or used to settle a liability for at least twelve months after the reporting period
- All other assets are classified as non-current.

A liability is current when:

- ▶ It is expected to be settled in normal operating cycle
- ▶ It is held primarily for the purpose of trading
- ▶ It is due to be settled within twelve months after the reporting period, or
- ▶ There is no unconditional right to defer the settlement of the liability for at least twelve months after the reporting period

The terms of the liability that could, at the option of the counterparty, result in its settlement by the issue of equity instruments do not affect its classification.

The Group classifies all other liabilities as non-current.

Deferred tax assets and liabilities are classified as non-current assets and liabilities.

The operating cycle is the time between the acquisition of assets for processing and their realisation in cash and cash equivalents. The Group has identified twelve months as its operating cycle.

b) Property, plant and equipment

Freehold land is carried at cost, net of tax / duty credit availed, net of accumulated impairment, if any. All other items of property, plant and equipment are stated at cost, net of tax / duty credit availed, less accumulated depreciation and accumulated impairment losses, if any. Cost of an item of property, plant and equipment comprises its purchase price, including import duties and non-refundable taxes, after deducting trade discounts and rebates, any directly attributable cost of bringing the item to its working condition for its intended use and estimated costs of dismantling and removing the item and restoring the site on which it located. Such cost includes the cost of replacing part of the plant and equipment and borrowing costs for long-term construction projects if the recognition criteria are met. When significant parts of plant and equipment are required to be replaced at intervals, the Group depreciates them separately based on their specific useful lives. All other repair and maintenance costs are recognised in the statement of profit and loss as incurred.

Capital work-in-progress (CWIP) includes cost of property, plant and equipment under installation/ under development, net of accumulated impairment loss, if any, as at the balance sheet date.

Directly attributable expenditure incurred on project under implementation are shown under CWIP. At the point when an asset is capable of operating in the manner intended by management, the capital work in progress is transferred to the appropriate category of property, plant and equipment.

Cost of assets not ready for use at the balance sheet date are disclosed under capital work-in-progress. Capital work in progress is stated at cost, net of accumulated impairment loss, if any. Amounts paid towards the acquisition of property, plant and equipment outstanding as of each reporting date are recognised as capital advance.

Depreciation is calculated on a straight-line basis using the rates arrived at based on the useful lives estimated by the management, which is equal to the life prescribed under the Schedule II to the Companies Act, 2013.

The useful lives estimated by the management are given below:

Category of Asset	Estimated useful life (years)
Property, plant and equipment	
Buildings	30
Plant and machinery	15
Electrical equipment	5
Furniture and fixtures	10
Office equipment	5
Computers	3 / 6 years
Vehicles	8

The residual value, useful life and methods of depreciation of property, plant and equipment are reviewed at each financial period end and adjusted prospectively, if appropriate.

An item of property, plant and equipment and any significant part initially recognised is derecognised upon disposal or when no future economic benefits are expected from its use or disposal. Gains and losses upon disposal of an item of property, plant and equipment are determined by comparing the proceeds from disposal with the carrying amount of property, plant and equipment and are recognized net within "other (income)/expense, net" in the statement of profit and loss.

c) Intangible assets

Costs relating to computer software, which is acquired, are capitalised and amortised on a straight-line basis over their estimated useful lives of three years.

Gains or losses arising from de-recognition of an intangible asset are measured as the difference between the net disposal proceeds and the carrying amount of the asset and are recognised in the statement of profit and loss when the asset is derecognised.



d) Inventories

Inventories are valued at the lower of cost and net realizable value after providing for obsolescence and other losses, where considered necessary. Cost of inventories comprises all cost of purchase, cost of conversion and other costs incurred in bringing the inventories to their present location and condition. Net realizable value is the estimated selling price in the ordinary course of business, less the estimated costs of completion and the estimated costs necessary to make the sale.

Costs incurred in bringing each product to its present location and condition are accounted for as follows:

i. Raw materials : Cost includes cost of purchase and other costs incurred in bringing the inventories to their present location and condition. Cost is determined on weighted average basis.

ii. Finished goods and work-in-progress: Cost includes cost of direct materials and labour and a proportion of manufacturing overheads based on the normal operating capacity but excluding borrowing costs. Cost is determined on weighted average basis.

e) Impairment of non financial assets

The Group assesses, at each reporting date, whether there is an indication that an asset may be impaired. If any indication exists, or when annual impairment testing for an asset is required, the Group estimates the asset's recoverable amount. An asset's recoverable amount is the higher of an asset's or cash-generating unit's (CGU) fair value less costs of disposal and its value in use. Recoverable amount is determined for an individual asset, unless the asset does not generate cash inflows that are largely independent of those from other assets or groups of assets. When the carrying amount of an asset or CGU exceeds its recoverable amount, the asset is considered impaired and is written down to its recoverable amount.

In assessing value in use, the estimated future cash flows are discounted to their present value using a pre-tax discount rate that reflects current market assessments of the time value of money and the risks specific to the asset. In determining fair value less costs of disposal, recent market transactions are taken into account. If no such transactions can be identified, an appropriate valuation model is used. These calculations are corroborated by valuation multiples, quoted share prices for publicly traded companies or other available fair value indicators.

The Group bases its impairment calculation on detailed budgets and forecast calculations, which are prepared separately for each of the Group's CGUs to which the individual assets are allocated. These budgets and forecast calculations generally cover a period of five years. For longer periods, a long-term growth rate is calculated and applied to project future cash flows after the fifth year. To estimate cash flow projections beyond periods covered by the most recent budgets/forecasts, the Group extrapolates cash flow projections in the budget using a steady or declining growth rate for subsequent years, unless an increasing rate can be justified. In any case, this growth rate does not exceed the long-term average growth rate for the products, industries, or country or countries in which the Group operates, or for the market in which the asset is used.

Impairment losses of continuing operations, including impairment on inventories, are recognised in the statement of profit and loss, except for properties previously revalued with the revaluation surplus taken to OCI. For such properties, the impairment is recognised in OCI up to the amount of any previous revaluation surplus. An assessment is made at each reporting date to determine whether there is an indication that previously recognised impairment losses no longer exist or have decreased. If such indication exists, the Group estimates the asset's or CGU's recoverable amount. A previously recognised impairment loss is reversed only if there has been a change in the assumptions used to determine the asset's recoverable amount since the last impairment loss was recognised. The reversal is limited so that the carrying amount of the asset does not exceed its recoverable amount, nor exceed the carrying amount that would have been determined, net of depreciation, had no impairment loss been recognised for the asset in prior periods. Such reversal is recognised in the statement of profit and loss unless the asset is carried at a revalued amount, in which case, the reversal is treated as a revaluation increase.

f) Revenue**(i) Revenue from contract with customers**

Revenue from contracts with customer is recognised when control of the goods or services are transferred to the customer. The Group has concluded that it is the principal in its revenue arrangements because it typically controls the goods or services before transferring them to the customer.

Revenue is measured at the fair value of the consideration received or receivable. Amount disclosed as revenue are net of returns, trade allowances, rebates. Amounts collected on behalf of third parties such as Goods and Service Tax (GST) are excluded from revenue.

The specific recognition criteria described below must also be met before revenue is recognised.

Sale of goods

Revenue is recognized at the point in time when control of the goods is passed to the customer. The point at which control passes is determined based on the terms and conditions by each customer arrangement, but generally occurs on delivery to the customer. The contracts that Group enters into relate to sales order containing single performance obligations for the delivery of goods as per Ind AS 115. Transaction price is the amount of consideration to which the Group expects to be entitled in exchange for transferring goods to a customer. Variable consideration is estimated using the expected value method or most likely amount as appropriate in a given circumstance. Payment terms agreed with a customer are as per business practice and there is no financing component involved in the transaction price. The Group considers whether there are other promises in the contract that are separate performance obligations to which a portion of the transaction price needs to be allocated.

Contract balances**Contract assets**

A contract asset is the right to consideration in exchange for goods or services transferred to the customer. If the Group performs by transferring goods or services to a customer before the customer pays consideration or before payment is due, a contract asset is recognised for the earned consideration that is conditional.

Trade receivable

A receivable is recognised if an amount of consideration that is unconditional (i.e., only the passage of time is required before payment of the consideration is due). Refer to accounting policies of financial assets in section (i) Financial instruments - initial recognition and subsequent measurement.



Contract liabilities

A contract liability is the obligation to transfer goods or services to a customer for which the Group has received consideration (or an amount of consideration is due) from the customer. If a customer pays consideration before the Group transfers goods or services to the customer, a contract liability is recognised when the payment is made or the payment is due (whichever is earlier). Contract liabilities are recognised as revenue when the Group performs under the contract.

(ii) Export benefits

Export benefits are recognised where there is reasonable assurance that the benefit will be received and all attached conditions will be complied with. Export benefits on account of export promotion schemes are accrued and accounted in the period of export and are included in other operating revenue.

(iii) Interest income

Interest income from a financial asset is recognised when it is probable that the economic benefits will flow to the Group and the amount of income can be measured reliably. Interest income is accrued on a time basis, by reference to the principal outstanding and at the effective interest rate applicable.

(iv) Dividend income

Dividend income from investments is recognised in the year in which the right to receive the payment is established.

g) Borrowing costs

Borrowing costs directly attributable to the acquisition, construction or production of an asset that necessarily takes a substantial period of time to get ready for its intended use or sale are capitalised as part of the cost of the asset. All other borrowing costs are expensed in the period in which they occur. Borrowing costs consist of interest and other costs that an entity incurs in connection with the borrowing of funds.

h) Foreign currency transactions

Items included in the financial statements of Group are measured using currency of the primary economic environment in which the Group operates ("the functional currency"). The financial statements are presented in Indian rupees (INR), which is the functional currency of the Group.

Transactions and balances

Transactions in foreign currencies are initially recorded by the Group in INR at spot rates at the date the transaction first qualifies for recognition. Monetary assets and liabilities denominated in foreign currencies are translated at INR spot rates of exchange at the reporting date. Exchange differences arising on settlement or translation of monetary items are recognised in the statement of profit and loss. Net loss relating to translation or settlement of borrowings denominated in foreign currency are reported within finance costs.

Non-monetary items that are measured in terms of historical cost in a foreign currency are translated using the exchange rates at the dates of the initial transactions. Non-monetary items measured at fair value in a foreign currency are translated using the exchange rates at the date when the fair value is determined. The gain or loss arising on translation of non-monetary items measured at fair value is treated in line with the recognition of the gain or loss on the change in fair value of the item (i.e., translation differences on items whose fair value gain or loss is recognised in OCI or profit or loss are also recognised in OCI or profit or loss, respectively).

In determining the spot exchange rate to use on initial recognition of the related asset, expense or income (or part of it) on the derecognition of a non-monetary asset or non-monetary liability relating to advance consideration, the date of the transaction is the date on which the Group initially recognises the non-monetary asset or non-monetary liability arising from the advance consideration. If there are multiple payments or receipts in advance, the Group determines the transaction date for each payment or receipt of advance consideration.

i) Financial instruments

A financial instrument is any contract that gives rise to a financial asset of one entity and a financial liability or equity instrument of another entity.

Financial assets

Initial recognition and measurement

Financial assets are classified, at initial recognition, as subsequently measured at amortised cost, fair value through other comprehensive income (OCI), and fair value through profit or loss.

The classification of financial assets at initial recognition depends on the financial asset's contractual cash flow characteristics and the Group's business model for managing them. With the exception of trade receivables that do not contain a significant financing component or for which the Group has applied the practical expedient, the Group initially measures a financial asset at its fair value plus, in the case of a financial asset not at fair value through profit or loss, transaction costs. Trade receivables that do not contain a significant financing component or for which the Group has applied the practical expedient are measured at the transaction price determined under Ind AS 115. Refer to the accounting policies in section (f) Revenue from contracts with customers.

In order for a financial asset to be classified and measured at amortised cost or fair value through OCI, it needs to give rise to cash flows that are 'solely payments of principal and interest (SPPI)' on the principal amount outstanding. This assessment is referred to as the SPPI test and is performed at an instrument level. Financial assets with cash flows that are not SPPI are classified and measured at fair value through profit or loss, irrespective of the business model.



The Group's business model for managing financial assets refers to how it manages its financial assets in order to generate cash flows. The business model determines whether cash flows will result from collecting contractual cash flows, selling the financial assets, or both. Financial assets classified and measured at amortised cost are held within a business model with the objective to hold financial assets in order to collect contractual cash flows while financial assets classified and measured at fair value through OCI are held within a business model with the objective of both holding to collect contractual cash flows and selling.

Purchases or sales of financial assets that require delivery of assets within a time frame established by regulation or convention in the market place (regular way trades) are recognised on the trade date, i.e., the date that the Group commits to purchase or sell the asset.

Subsequent measurement

For purposes of subsequent measurement, financial assets are classified in four categories:

Debt instruments at amortised cost

Debt instruments at fair value through other comprehensive income (FVTOCI)

Debt instruments, derivatives and equity instruments at fair value through profit or loss (FVTPL)

Equity instruments measured at fair value through other comprehensive income (FVTOCI)

Debt instruments at amortised cost

A 'debt instrument' is measured at the amortised cost if both the following conditions are met:

a) The asset is held within a business model whose objective is to hold assets for collecting contractual cash flows, and

b) Contractual terms of the asset give rise on specified dates to cash flows that are solely payments of principal and interest (SPPI) on the principal amount outstanding.

This category is the most relevant to the Group. After initial measurement, such financial assets are subsequently measured at amortised cost using the effective interest rate (EIR) method. Amortised cost is calculated by taking into account any discount or premium on acquisition and fees or costs that are an integral part of the EIR. The EIR amortisation is included in other income in the statement of profit and loss. The losses arising from impairment are recognised in the profit or loss.

Debt instruments at FVTOCI

A 'debt instrument' is classified as at the FVTOCI if both of the following criteria are met:

a) The objective of the business model is achieved both by collecting contractual cash flows and selling the financial assets, and

b) The asset's contractual cash flows represent SPPI

Debt instruments included within the FVTOCI category are measured initially as well as at each reporting date at fair value. Fair value movements are recognized in the other comprehensive income (OCI). However, the Group recognizes interest income, impairment losses & reversals and foreign exchange gain or loss in the statement of profit and loss. On derecognition of the asset, cumulative gain or loss previously recognised in OCI is reclassified from the equity to statement of profit and loss. Interest earned whilst holding FVTOCI debt instrument is reported as interest income using the EIR method.

Debts Instrument at FVTPL

FVTPL is a residual category for debt instruments. Any debt instrument, which does not meet the criteria for categorization as at amortized cost or as FVTOCI, is classified as at FVTPL.

In addition, the Group may elect to designate a debt instrument, which otherwise meets amortized cost or FVTOCI criteria, as at FVTPL. However, such election is allowed only if doing so reduces or eliminates a measurement or recognition inconsistency (referred to as 'accounting mismatch'). The Group has not designated any debt instrument as at FVTPL. Debt instruments included within the FVTPL category are measured at fair value with all changes recognized in the statement of profit and loss

Financial assets at fair value through profit or loss

Financial assets at fair value through profit or loss are carried in the balance sheet at fair value with net changes in fair value recognised in the statement of profit and loss.

This category includes listed equity investments which the Group had not irrevocably elected to classify at fair value through OCI. Dividends on listed equity investments are recognised in the statement of profit and loss when the right of payment has been established.

Equity instruments designated at fair value through OCI

Upon initial recognition, the Group can elect to classify irrevocably its equity investments as equity instruments designated at fair value through OCI when they meet the definition of equity under Ind AS 32 Financial Instruments: Presentation and are not held for trading. The classification is determined on an instrument-by-instrument basis. Equity instruments which are held for trading are classified as at FVTPL.

Gains and losses on these financial assets are never recycled to profit or loss. Dividends are recognised as other income in the statement of profit and loss when the right of payment has been established, except when the Group benefits from such proceeds as a recovery of part of the cost of the financial asset, in which case, such gains are recorded in OCI. Equity instruments designated at fair value through OCI are not subject to impairment assessment.

Investment in Subsidiaries:

The Group has elected to recognize its investments in subsidiaries at cost less accumulated impairment loss, if any in accordance with the option available in Ind AS 27, 'Separate Financial Statements'. Cost represents amount paid for acquisition of the said investments.

On disposal of an investment, the difference between the net disposal proceeds and the carrying amount is charged or credited to profit or loss. The details of such investment are given in Note 4. Refer to the accounting policies in (g) Impairment of non-financial assets.



Derecognition

A financial asset (or, where applicable, a part of a financial asset or part of a group of similar financial assets) is primarily derecognised when:

- ▶ The rights to receive cash flows from the asset have expired, or
- ▶ The Group has transferred its rights to receive cash flows from the asset or has assumed an obligation to pay the received cash flows in full without material delay to a third party under a 'pass-through' arrangement; and either (a) the Group has transferred substantially all the risks and rewards of the asset, or (b) the Group has neither transferred nor retained substantially all the risks and rewards of the asset, but has transferred control of the asset.

When the Group has transferred its rights to receive cash flows from an asset or has entered into a pass-through arrangement, it evaluates if and to what extent it has retained the risks and rewards of ownership. When it has neither transferred nor retained substantially all of the risks and rewards of the asset, nor transferred control of the asset, the Group continues to recognise the transferred asset to the extent of the Group's continuing involvement. Continuing involvement that takes the form of a guarantee over the transferred asset is measured at the lower of the original carrying amount of the asset and the maximum amount of consideration that the Group could be required to repay. In that case, the Group also recognises an associated liability. The transferred asset and the associated liability are measured on a basis that reflects the rights and obligations that the Group has retained.

Impairment of financial assets

The Group recognises an allowance for expected credit losses (ECLs) for all debt instruments not held at fair value through profit or loss. ECLs are based on the difference between the contractual cash flows due in accordance with the contract and all the cash flows that the Group expects to receive, discounted at an approximation of the original effective interest rate. The expected cash flows will include cash flows from the sale of collateral held or other credit enhancements that are integral to the contractual terms. ECLs are recognised in two stages. For credit exposures for which there has not been a significant increase in credit risk since initial recognition.

ECLs are provided for credit losses that result from default events that are possible within the next 12-months (a 12-month ECL). For those credit exposures for which there has been a significant increase in credit risk since initial recognition, a loss allowance is required for credit losses expected over the remaining life of the exposure, irrespective of the timing of the default (a lifetime ECL).

The Group considers a financial asset in default when contractual payments are 90 days past due. However, in certain cases, the Group may also consider a financial asset to be in default when internal or external information indicates that the Group is unlikely to receive the outstanding contractual amounts in full before taking into account any credit enhancements held by the Group. A financial asset is written off when there is no reasonable expectation of recovering the contractual cash flows.

For trade receivables and contract assets, the Group applies a simplified approach in calculating ECLs. Therefore, the Group does not track changes in credit risk, but instead recognises a loss allowance based on lifetime ECLs at each reporting date. The Group has established a provision matrix that is based on its historical credit loss experience, adjusted for forward-looking factors specific to the debtors and the economic environment.

Financial liabilities

Initial recognition and measurement

Financial liabilities are classified, at initial recognition, as financial liabilities at fair value through profit or loss, loans and borrowings, or as payables, as appropriate. All financial liabilities are recognised initially at fair value and, in the case of loans and borrowings and payables, net of directly attributable transaction costs.

Subsequent measurement

The measurement of financial liabilities is as described below:

Loans and borrowings

This is the category most relevant to the Group. After initial recognition, interest-bearing loans and borrowings are subsequently measured at amortised cost using the EIR method. Gains and losses are recognised in profit or loss when the liabilities are derecognised as well as through the EIR amortisation process. Amortised cost is calculated by taking into account any discount or premium on acquisition and fees or costs that are an integral part of the EIR. The EIR amortisation is included as finance costs in the statement of profit and loss.

De-recognition

A financial liability is derecognised when the obligation under the liability is discharged or cancelled or expires. When an existing financial liability is replaced by another from the same lender on substantially different terms, or the terms of an existing liability are substantially modified, such an exchange or modification is treated as the derecognition of the original liability and the recognition of a new liability. The difference in the respective carrying amounts is recognised in the statement of profit and loss.



Reclassification of financial instruments

The Group determines classification of financial assets and liabilities on initial recognition. After initial recognition, no reclassification is made for financial assets which are equity instruments and financial liabilities. For financial assets which are debt instruments, a reclassification is made only if there is a change in the business model for managing those assets. Changes to the business model are expected to be infrequent. The Group's senior management determines change in the business model as a result of external or internal changes which are significant to the Group's operations. Such changes are evident to external parties. A change in the business model occurs when the Group either begins or ceases to perform an activity that is significant to its operations. If the Group reclassifies financial assets, it applies the reclassification prospectively from the reclassification date which is the first day of the immediately next reporting period following the change in business model. The Group does not restate any recognised gains, losses (including impairment gains or losses) or interest.

Offsetting of financial instruments

Financial assets and financial liabilities are offset and the net amount is reported in the balance sheet if there is a currently enforceable legal right to offset the recognised amounts and there is an intention to settle on a net basis, to realise the assets and settle the liabilities simultaneously.

j) Segment reporting

Operating segments are reported in a manner consistent with the internal reporting provided to the chief operating officer/ chief executive officer. The chief operating officer/ chief executive officer is responsible for allocating resources and assessing performance of operating segments and accordingly is identified as the chief operating decision maker

k) Fair value measurement

The Group measures financial instruments, such as, derivatives at fair value at each balance sheet date.

Fair value is the price that would be received to sell an asset or paid to transfer a liability in an orderly transaction between market participants at the measurement date. The fair value measurement is based on the presumption that the transaction to sell the asset or transfer the liability takes place either:

- In the principal market for the asset or liability, or
- In the absence of a principal market, in the most advantageous market for the asset or liability

The principal or the most advantageous market must be accessible by the Group.

The fair value of an asset or a liability is measured using the assumptions that market participants would use when pricing the asset or liability, assuming that market participants act in their economic best interest.

A fair value measurement of a non-financial asset takes into account a market participant's ability to generate economic benefits by using the asset in its highest and best use or by selling it to another market participant that would use the asset in its highest and best use.

The Group uses valuation techniques that are appropriate in the circumstances and for which sufficient data are available to measure fair value, maximising the use of relevant observable inputs and minimising the use of unobservable inputs.

All assets and liabilities for which fair value is measured or disclosed in the financial statements are categorised within the fair value hierarchy, described as follows, based on the lowest level input that is significant to the fair value measurement as a whole:

- Level 1 – Quoted (unadjusted) market prices in active markets for identical assets or liabilities
- Level 2 – Valuation techniques for which the lowest level input that is significant to the fair value measurement is directly or indirectly observable
- Level 3 – Valuation techniques for which the lowest level input that is significant to the fair value measurement is unobservable

For assets and liabilities that are recognised in the financial statements on a recurring basis, the Group determines whether transfers have occurred between levels in the hierarchy by re-assessing categorisation (based on the lowest level input that is significant to the fair value measurement as a whole) at the end of each reporting period.

For the purpose of fair value disclosures, the Group has determined classes of assets and liabilities on the basis of the nature, characteristics and risks of the asset or liability and the level of the fair value hierarchy as explained above.

This note summarises accounting policy for fair value. Other fair value related disclosures are given in the relevant notes.

- Disclosures for valuation methods, significant estimates and assumptions (notes 32)
- Investment in unquoted equity shares (note 4)
- Financial instruments (including those carried at amortised cost) (notes 5, 9, 10, 11, 16, 17, 17A, 33, 36)



i) Taxes

Tax expense comprises current tax expense and deferred tax

Current income tax

Current income tax assets and liabilities are measured at the amount expected to be recovered from or paid to the taxation authorities. The tax rates and tax laws used to compute the amount are those that are enacted or substantively enacted, at the reporting date in India.

Current income tax relating to items recognised outside profit or loss is recognised outside profit or loss (either in other comprehensive income or in equity). Current tax items are recognised in correlation to the underlying transaction either in OCI or directly in equity. Management periodically evaluates positions taken in the tax returns with respect to situations in which applicable tax regulations are subject to interpretation and establishes provisions where appropriate.

Deferred tax

Deferred tax is provided using the liability method on temporary differences between the tax bases of assets and liabilities and their carrying amounts for financial reporting purposes at the reporting date.

Deferred tax liabilities are recognised for all taxable temporary differences, except:

- When the deferred tax liability arises from the initial recognition of goodwill or an asset or liability in a transaction that is not a business combination and, at the time of the transaction, affects neither the accounting profit nor taxable profit or loss and does not give rise to equal taxable and deductible temporary differences.

Deferred tax assets are recognised for all deductible temporary differences, the carry forward of unused tax credits and any unused tax losses. Deferred tax assets are recognised to the extent that it is probable that taxable profit will be available against which the deductible temporary differences, and the carry forward of unused tax credits and unused tax losses can be utilised, except:

- When the deferred tax asset relating to the deductible temporary difference arises from the initial recognition of an asset or liability in a transaction that is not a business combination and, at the time of the transaction, affects neither the accounting profit nor taxable profit or loss and does not give rise to equal taxable and deductible temporary differences.

The carrying amount of deferred tax assets is reviewed at each reporting date and reduced to the extent that it is no longer probable that sufficient taxable profit will be available to allow all or part of the deferred tax asset to be utilised. Unrecognised deferred tax assets are re-assessed at each reporting date and are recognised to the extent that it has become probable that future taxable profits will allow the deferred tax asset to be recovered.

Deferred tax assets and liabilities are measured at the tax rates that are expected to apply in the year when the asset is realised, or the liability is settled, based on tax rates (and tax laws) that have been enacted or substantively enacted at the reporting date.

Deferred tax relating to items recognised outside profit or loss is recognised outside profit or loss (either in other comprehensive income or in equity). Deferred tax items are recognised in correlation to the underlying transaction either in OCI or directly in equity.

The Group offsets deferred tax assets and deferred tax liabilities if and only if it has a legally enforceable right to set off current tax assets and current tax liabilities and the deferred tax assets and deferred tax liabilities relate to income taxes levied by the same taxation authority on either the same taxable entity or different taxable entities which intend either to settle current tax liabilities and assets on a net basis, or to realise the assets and settle the liabilities simultaneously, in each future period in which significant amounts of deferred tax liabilities or assets are expected to be settled or recovered.

Sales / value added taxes paid on acquisition of assets or on incurring expenses

Expenses and assets are recognised net of the amount of sales/ value added taxes paid, except:

- When the tax incurred on a purchase of assets or services is not recoverable from the taxation authority, in which case, the tax paid is recognised as part of the cost of acquisition of the asset or as part of the expense item, as applicable
- When receivables and payables are stated with the amount of tax included

The net amount of tax recoverable from, or payable to, the taxation authority is included as part of receivables or payables in the balance sheet.



m) Retirement and other employee benefits

Retirement benefit in the form of provident fund is a defined contribution scheme. The Group has no obligation, other than the contribution payable to the provident fund. The Group recognizes contribution payable to the provident fund scheme as an expense, when an employee renders the related service. If the contribution payable to the scheme for service received before the balance sheet date exceeds the contribution already paid, the deficit payable to the scheme is recognized as a liability after deducting the contribution already paid. If the contribution already paid exceeds the contribution due for services received before the balance sheet date, then excess is recognized as an asset to the extent that the pre-payment will lead to, for example, a reduction in future payment or a cash refund.

The cost of providing benefits under the defined benefit plan is determined based on actuarial valuation using the projected unit credit method.

Remeasurements, comprising of actuarial gains and losses, the effect of the asset ceiling, excluding amounts included in net interest on the net defined benefit liability and the return on plan assets (excluding amounts included in net interest on the net defined benefit liability), are recognised immediately in the balance sheet with a corresponding debit or credit to retained earnings through OCI in the period in which they occur. Remeasurements are not reclassified to statement of profit and loss in subsequent periods.

Past service costs are recognised in statement of profit and loss on the earlier of:

- The date of the plan amendment or curtailment, and
- The date that the Group recognises related restructuring costs.

Net interest is calculated by applying the discount rate to the net defined benefit liability or asset. The Group recognises the following changes in the net defined benefit obligation as an expense in the statement of profit and loss:

- Service costs comprising current service costs, past-service costs, gains and losses on curtailments and non-routine settlements; and
- Net interest expense or income

Accumulated leave, which is expected to be utilized within the next 12 months, is treated as short-term employee benefit. The Group measures the expected cost of such absences as the additional amount that it expects to pay as a result of the unused entitlement that has accumulated at the reporting date. The Group recognizes expected cost of short-term employee benefit as an expense, when an employee renders the related service.

The Group treats accumulated leave expected to be carried forward beyond twelve months, as long-term employee benefit for measurement purposes. Such compensated absences are provided for based on the actuarial valuation using the projected unit credit method at the year-end. Actuarial gains/losses are immediately taken to the statement of profit and loss and are not deferred. The Group presents the leave as a current liability in the balance sheet, as it does not have an unconditional right to defer its settlement for 12 months after the reporting date.

n) Provisions, contingent liabilities and contingent assets

Provisions are recognised when the Group has a present obligation (legal or constructive) as a result of a past event, it is probable that an outflow of resources embodying economic benefits will be required to settle the obligation and a reliable estimate can be made of the amount of the obligation. When the Group expects some or all of a provision to be reimbursed, for example, under an insurance contract, the reimbursement is recognised as a separate asset, but only when the reimbursement is virtually certain. The expense relating to a provision is presented in the statement of profit and loss net of any reimbursement.

If the effect of the time value of money is material, provisions are discounted using a current pre-tax rate that reflects, when appropriate, the risks specific to the liability. When discounting is used, the increase in the provision due to the passage of time is recognised as a finance cost.

A contingent liability is possible obligation that arises from past events whose existence will be confirmed by the occurrence or non-occurrence of one or more uncertain future events beyond the control of Group or a present obligation that is not recognised because it is not probable that an outflow of resources will be required to settle the obligation. A contingent liability also arises in extremely rare cases where there is a liability that cannot be recognised because it cannot be measured reliably. The Group does not recognise the contingent liability but discloses its existence in the financial statements.

Contingent assets are neither recognized nor disclosed in the financial statements.

o) Business combination

The Group accounts for its business combinations under acquisition method of accounting. The consideration transferred in a business combination is measured at fair value, which is calculated as the sum of the acquisition-date fair value of the assets transferred and liabilities incurred by the Group to the former owners of the acquiree and the equity interest issued by the Group in exchange of control of the acquiree. Acquisition related costs are generally recognised in standalone statement of profit and loss as incurred.

Goodwill is measured as the excess of the sum of the consideration transferred, the amount of any non-controlling interests in the acquiree, and the fair value of the acquirer's previously held equity interest in the acquiree, if any over the net of the acquisition-date amounts of the identifiable assets acquired and the liabilities assumed. Such goodwill is tested annually for impairment.

If those amounts are less than the fair value of the net identifiable assets of the business acquired, the difference is recognised in other comprehensive income and accumulated in equity as capital reserve provided there is clear evidence of the underlying reasons for classifying the business combination as a bargain purchase. In other cases, the bargain purchase gain is recognised directly in equity as capital reserve.

If the business combination is achieved in stages, any previously held equity interest is re-measured at its acquisition date fair value and any resulting gain or loss is recognised in profit or loss or OCI, as appropriate

Any contingent consideration to be transferred by the acquirer is recognised at fair value at the acquisition date and is classified either as equity or financial liability. Amount classified as financial liability are subsequently re-measured to fair value with changes in fair value recognised in statement of profit and loss.



Business combinations arising from entities that are under the common control are accounted at historical cost. The difference between any consideration given and the aggregate historical carrying amounts of assets and liabilities of the entity are recorded in other equity

p) Earnings per share

Basic earnings per share are calculated by dividing the net profit or loss for the period attributable to equity shareholders by the weighted average number of equity shares outstanding during the period.

For the purpose of calculating diluted earnings per share, the net profit or loss for the period attributable to equity shareholders of the Group and the weighted average number of shares outstanding during the period are adjusted for the effects of all dilutive potential equity shares.

q) Cash and cash equivalents

Cash and cash equivalent in the balance sheet comprise cash at banks and on hand and short-term deposits with an original maturity of three months or less, which are subject to an insignificant risk of changes in value.

For the purpose of the statement of cash flows, cash and cash equivalents consist of cash and short-term deposits, as defined above are considered an integral part of the Group's cash management.

r) Cash dividend to equity holders of the Group

The Group recognises a liability to make cash distributions to equity holders of the Group when the distribution is authorised and the distribution is no longer at the discretion of the Group. Final dividends on shares are recorded as a liability on the date of approval by the shareholders and Interim dividends are recorded as a liability on the date of declaration by the Group's Board of Directors. A corresponding amount is recognised directly in equity.

s) Onerous contracts

If the Group has a contract that is onerous, the present obligation under the contract is recognised and measured as a provision. However, before a separate provision for an onerous contract is established, the Group recognises any impairment loss that has occurred on assets dedicated to that contract.

An onerous contract is a contract under which the unavoidable costs (i.e., the costs that the Group cannot avoid because it has the contract) of meeting the obligations under the contract exceed the economic benefits expected to be received under it. The unavoidable costs under a contract reflect the least net cost of exiting from the contract, which is the lower of the cost of fulfilling it and any compensation or penalties arising from failure to fulfil it. The cost of fulfilling a contract comprises the costs that relate directly to the contract (i.e., both incremental costs and an allocation of costs directly related to contract activities).

r) New and amended standards

Ministry of Corporate Affairs ("MCA") has notified Companies (Indian Accounting Standards) Amendment Rules, 2023 dated 31 March 2023, MCA

(i) Definition of Accounting Estimates - Amendments to Ind AS 8

The amendments clarify the distinction between changes in accounting estimates and changes in accounting policies and the correction of errors. It has also been clarified how entities use measurement techniques and inputs to develop accounting estimates.

The amendments had no impact on the Company's standalone financial statements.

(ii) Disclosure of Accounting Policies - Amendments to Ind AS 1

The amendments aim to help entities provide accounting policy disclosures that are more useful by replacing the requirement for entities to disclose their 'significant' accounting policies with a requirement to disclose their 'material' accounting policies and adding guidance on how entities apply the concept of materiality in making decisions about accounting policy disclosures.

Apart from these, consequential amendments and editorials have been made to other Ind AS like Ind AS 12, Ind AS 101, Ind AS 102, Ind AS 103, Ind AS 107, Ind AS 109, Ind AS 115 and Ind AS 34.

s) Standards notified but not yet effective:

There are no standards that are notified and not yet effective as on the date.



Note 3(a): Property, plant and equipment and intangible assets									
	Freehold land	Buildings	Plant and machinery	Electrical equipment	Furniture and fixtures	Office equipment	Computers	Vehicles	Total property, plant and equipment
As at April 01, 2022	467.14	448.50	1,657.23	19.16	21.83	9.70	34.73	11.59	2,669.88
Additions during the year	-	275.39	715.16	12.00	17.13	10.50	10.33	8.12	1,048.63
Acquired on acquisition (refer note 40)	44.18	8.96	33.88	0.39	0.04	0.15	0.19	0.23	88.02
Disposals during the year	0.17	-	45.19	-	-	-	-	-	45.36
As at April 01, 2023	511.15	732.85	2,361.08	31.55	39.00	20.35	45.25	19.94	3,761.17
Additions during the year	145.86	95.40	431.23	9.15	19.92	9.97	11.80	-	723.33
Disposals during the year	-	-	16.71	-	-	-	-	-	16.71
As at March 31, 2024	657.01	828.25	2,775.60	40.70	58.92	30.32	57.05	19.94	4,467.79

Accumulated depreciation and amortisation

As at April 01, 2022	-	75.48	574.48	16.98	16.58	6.45	21.45	4.60	716.02
Charge for the year	-	23.39	144.18	1.71	1.07	1.75	6.69	1.59	180.37
Disposals for the year	-	-	37.28	-	-	-	-	-	37.28
As at April 01, 2023	-	98.87	661.38	18.69	17.65	8.20	28.14	6.19	859.11
Charge for the year	-	27.03	176.54	3.33	3.39	4.96	8.75	2.20	226.20
Disposals for the year	-	-	15.60	-	-	-	-	-	15.60
As at March 31, 2024	-	125.90	842.32	22.02	21.04	13.16	36.89	8.39	1,069.71

As at March 31, 2024	657.01	702.35	1,933.28	18.69	37.87	17.16	20.17	11.55	3,398.08
As at April 01, 2023	511.15	633.98	1,679.70	12.87	21.34	12.15	17.12	13.75	2,902.06

Certain land and buildings are subject to a first charge to secure the Holding Company's bank loans. (refer note 17)

Note 3(b): Intangible assets

	Intangible assets - software
As at April 01, 2022	39.63
Additions during the year	4.09
Acquired on acquisition (refer note 40)	0.03
Disposals during the year	0.03
As at April 01, 2023	43.72
Additions during the year	4.79
Disposals during the year	-
As at March 31, 2024	48.51

Accumulated depreciation and amortisation

As at April 01, 2022	29.54
Charge for the year	6.24
Disposals for the year	-
As at March 31, 2023	35.78
Charge for the year	5.45
Disposals for the year	-
As at March 31, 2024	41.21
Net block	7.30
As at March 31, 2023	7.94



Note 3.1: Capital work in progress

Particulars	Amount
As at April 01, 2022	438.00
Additions	1,255.54
Capitalised during the year	(1,049.77)
As at March 31, 2023	643.77
Additions	813.17
Capitalised during the year	(728.12)
As at March 31, 2024	728.82

Capital work in progress (CWIP)

(a) Ageing schedule

	March 31, 2024				March 31, 2023					
	Less than 1 year	1-2 years	2-3 years	More than 3 years	Total	Less than 1 year	1-2 years	2-3 years	More than 3 years	Total
Projects in progress	402.07	323.03	0.17	3.55	728.82	605.85	34.37	-	3.55	643.77
Projects temporarily suspended	-	-	-	-	-	-	-	-	-	-
Total	402.07	323.03	0.17	3.55	728.82	605.85	34.37	-	3.55	643.77

For capital work-in-progress, projects whose completion is overdue as at March 31, 2024 are as under:

	To be completed in				Total
	Less than 1 year	1-2 years	2-3 years	More than 3 years	
Projects in progress	265.68	-	-	-	265.68
VTL Machine	265.68	-	-	-	265.68
Total	265.68	-	-	-	265.68

(b) As at March 2024, there are no projects which have exceeded its cost as compared to its original plan.

As at March 2023, there are no projects for which the completion is overdue or has exceeded its cost as compared to its original plan.



4 Investments

	As at March 31, 2024	As at March 31, 2023
Non-current investments		
Unquoted equity shares		
(a) Others (at fair value through profit or loss)		
Samuha Engineering Industries Limited		
[10,000 (March 31, 2022: 10,000) equity shares of par value Rs. 10 each fully paid]	0.10	0.10
	<u>0.10</u>	<u>0.10</u>
Current investments		
Quoted		
(b) Mutual fund units (at fair value through profit or loss)		
Nil units (March 31, 2023: 5,981,637.72 units) of SBI savings fund - direct plan - growth	-	224.74
Nil units (March 31, 2023: 4,999,750.01) of SBI fixed maturity plan - regular growth	-	50.00
	<u>-</u>	<u>274.74</u>
Aggregate amount of unquoted investments - in others	0.10	0.10

5 Financial assets**Unsecured, considered good unless stated otherwise**

	As at March 31, 2024	As at March 31, 2023
Non-current		
Security deposits	26.18	21.67
	<u>26.18</u>	<u>21.67</u>
Current		
Retention money	82.44	44.94
Interest accrued on bank deposits	1.54	2.40
Loans and advances to employees	1.65	0.64
	<u>85.63</u>	<u>47.98</u>

6 Non current tax assets (net) / current tax liabilities (net)

	As at March 31, 2024	As at March 31, 2023
Non-current tax asset (net)		
Advance income tax (net)	52.64	5.22
Liability for current tax		
Tax liability	-	(22.06)
	<u>52.64</u>	<u>(16.84)</u>

The Group offsets tax assets and liabilities if and only if it has a legally enforceable right to set off current tax assets and current tax liabilities and related to income tax levied by same tax authority.

7 Other non-current assets

	As at March 31, 2024	As at March 31, 2023
Non-current		
Unsecured, considered good		
Prepaid expenses	9.00	10.80
Advance for capital goods	180.49	49.23
Balances recoverable from government authorities	25.53	25.53
	<u>215.02</u>	<u>85.56</u>



8 Other current assets

	As at March 31, 2024	As at March 31, 2023
Current		
Unsecured, considered good		
Advance to suppliers	65.32	43.33
Prepaid expenses	33.49	22.57
Export benefits receivable	0.74	0.74
Balances recoverable from government authorities	12.58	315.61
	<u>112.13</u>	<u>382.25</u>

9 Inventories (at lower of cost and net realisable value)

	As at March 31, 2024	As at March 31, 2023
Raw materials	1,769.74	2,346.80
[Includes in transit: Rs. 117.64 (March 31, 2023: Rs. 748.04)]		
Stores and Spares	100.52	72.96
Work-in-progress	1,606.05	1,445.86
	<u>3,476.31</u>	<u>3,865.62</u>

Write down of inventories to net realisable value amounted to Rs. Nil (March 31, 2023: Rs. 15.84). These were recognised as an expense during the year and included in 'cost of materials consumed and changes in inventories of work-in-progress'.

10 Trade receivables

	As at March 31, 2024	As at March 31, 2023
Current		
Unsecured considered good	1,467.23	2,083.95
Less: allowance for credit losses	1.20	-
	<u>1,466.03</u>	<u>2,083.95</u>

No trade or other receivable are due from directors or other officers of the Group either severally or jointly with any other person. Nor any trade or other receivable are due from firms or private companies respectively in which any director is a partner, a director or a member.

The Group considers that there has been a significant increase in credit risk when contractual payments are more than 30 days past due.

Movement in expected credit loss

	For the year ended March 31, 2024	For the year ended March 31, 2023
Balance at the beginning of the year	-	-
Provision made during the year, net of reversals	1.20	-
Bad debts written off against opening provision during the year	-	-
Balance at the end of the year	<u>1.20</u>	<u>-</u>

Trade receivables ageing schedule

As at March 31, 2024

	Not due	Outstanding for following periods from due date of payment					Total
		Less than 6 months	6 months - 1 year	1-2 years	2-3 years	More than 3 years	
Unsecured considered good	1,158.89	243.53	52.79	9.17	2.63	0.21	1,467.23
Trade receivables - credit impaired	-	-	-	-	-	-	-
Total	<u>1,158.89</u>	<u>243.53</u>	<u>52.79</u>	<u>9.17</u>	<u>2.63</u>	<u>0.21</u>	<u>1,467.23</u>
Less: allowance for credit losses							1.20
Total							<u>1,466.03</u>

As at March 31, 2023

	Not due	Outstanding for following periods from due date of payment					Total
		Less than 6 months	6 months - 1 year	1-2 years	2-3 years	More than 3 years	
Unsecured considered good	1,939.71	108.17	25.80	9.14	1.13	-	2,083.95
Trade receivables - credit impaired	-	-	-	-	-	-	-
Total	<u>1,939.71</u>	<u>108.17</u>	<u>25.80</u>	<u>9.14</u>	<u>1.13</u>	<u>-</u>	<u>2,083.95</u>
Less: allowance for credit losses							-
Total							<u>2,083.95</u>

11 Cash and cash equivalents

	As at March 31, 2024	As at March 31, 2023
Cash on hand	0.25	0.18
Balances with banks		
On current accounts	392.11	122.22
Deposits with original maturity less than 3 months	-	0.00
	<u>392.36</u>	<u>122.40</u>



12 Balances at bank other than cash and cash equivalents

	As at March 31, 2024	As at March 31, 2023
Margin money deposits*		
Deposits with original maturity for more than three months but remaining maturity of less than twelve months	115.99	189.84
	<u>115.99</u>	<u>189.84</u>

* Margin money deposits represent security held by bank for the bank guarantees and letter of credits of Rs. 878.72 (March 31, 2023: Rs. 1,128.47) issued by the bankers on behalf of the Company.

Breakup of financial assets carried at fair value through profit or loss:

	As at March 31, 2024		As at March 31, 2023	
	Carrying value	Fair value	Carrying value	Fair value
Investment in units of mutual funds (quoted)	-	-	274.74	274.74
Investments in unquoted equity shares (others)	0.10	0.10	0.10	0.10
Total financial assets carried at fair value through profit or loss	0.10	0.10	274.84	274.84

Breakup of financial assets carried at amortised cost:

	As at March 31, 2024		As at March 31, 2023	
	Carrying value	Fair value	Carrying value	Fair value
Trade receivables	1,466.03	1,466.03	2,083.95	2,083.95
Cash and cash equivalent	392.36	392.36	122.40	122.40
Balances at bank other than cash and cash equivalents	115.99	115.99	189.84	189.84
Retention money	82.44	82.44	44.94	44.94
Security deposits	26.18	26.18	21.67	21.67
Interest accrued	1.54	1.54	2.40	2.40
Loans and advances to employees	1.65	1.65	0.64	0.64
Total financial assets carried at amortised cost	2,086.19	2,086.19	2,465.84	2,465.84

The management assessed that cash and cash equivalents and trade receivables approximate their carrying amounts largely due to the short-term maturities of these instruments. The fair value of the financial assets is included at the amount at which the instrument could be exchanged in a current transaction between willing parties, other than in a forced or liquidation sale.

For financial assets that are measured at fair value, the carrying amounts are equal to the fair values. The fair values of the financial assets included above have been determined in accordance with generally accepted pricing models.

13. Equity share capital

	As at March 31, 2024		As at March 31, 2023	
	Number of shares	Amount	Number of shares	Amount
Authorised share capital				
Equity shares of Rs. 10 each	6,60,00,000	660.00	6,60,00,000	660.00
Issued, subscribed and fully paid up shares				
Equity shares of Rs. 10 each	3,07,59,591	307.59	3,07,59,591	307.59

(a) Reconciliation of equity shares outstanding at beginning and at end of the year:

	As at March 31, 2024		As at March 31, 2023	
	Number of shares	Amount	Number of shares	Amount
At the beginning of the year	3,07,59,591	307.59	3,07,59,591	307.59
Issued during the year	-	-	-	-
At the end of the year	3,07,59,591	307.59	3,07,59,591	307.59



(b) Rights, preferences and restrictions attached to shares

The Holding Company has one class of equity shares having a par value of Rs. 10 per share. Each shareholder is eligible for one vote per share held. The dividend proposed by the Board of Directors is subject to the approval of the shareholders in the ensuing Annual General Meeting, except in case of interim dividend. In the event of liquidation, the equity shareholders are eligible to receive the remaining assets of the Holding Company after distribution of all preferential amounts, in proportion to their shareholding.

(c) Details of shareholders holding more than 5% equity shares in the Holding Company

Name of the shareholder	As at March 31, 2024		As at March 31, 2023	
	Number of shares	%	Number of shares	%
(i) Vamshidhar Reddy Kallem	18,56,087	6.03%	20,91,559	6.80%
(ii) K. Shalini	7,55,483	2.46%	20,91,483	6.80%
(iii) Leelavathi Parvatha Reddy	7,21,712	2.35%	16,18,712	5.26%

As per records of the company, including its register of shareholders/ members and other declarations received from shareholders regarding beneficial interest, the above shareholding represents both legal and beneficial ownerships of shares.

(d) Aggregate number of equity shares issued as bonus, shares issued for consideration other than cash and shares bought back during the period of five years immediately preceding the reporting date:

- (i) There are no equity shares issued as bonus and shares issued for consideration other than cash during the period of five years immediately preceding the reporting date.
(ii) During the year ended March 31, 2020, the Holding Company has bought back 1,454,541 equity shares of Rs. 10 each.

(e) Details of shares held by promoters

As at March 31, 2024

Equity shares of Rs. 10 each fully paid

Promoter name	No. of shares at the beginning of the year	Change during the year	No. of shares at the end of the year	% of total shares	% change during the year
K Vamshidhar Reddy	20,91,559	(2,35,472)	18,56,087	6.03%	-0.77%
P Srinivas Reddy	13,92,903	-	13,92,903	4.53%	0.00%
Mitta Madhavi	7,71,321	4,34,662	12,05,983	3.92%	1.41%
A Manogna	6,43,813	5,43,076	11,86,889	3.86%	1.77%
Saranya Loka Reddy	9,24,666	65,000	9,89,666	3.22%	0.21%
P Kalpana Reddy	10,25,000	(51,000)	9,74,000	3.17%	-0.17%
D Anitha Reddy	12,80,431	(4,90,000)	7,90,431	2.57%	-1.59%
K Shalini	20,91,483	(13,36,000)	7,55,483	2.46%	-4.34%
Leelavathi Parvatha Reddy	16,18,712	(8,97,000)	7,21,712	2.35%	-2.92%
Usha Reddy Chigarapalli	12,05,445	(5,00,000)	7,05,445	2.29%	-1.63%
Kavitha Reddy Gangapatnam	9,95,446	(3,92,705)	6,02,741	1.96%	-1.28%
Anushman Reddy	2,68,128	-	2,68,128	0.87%	0.00%
Northeast Broking Services Limited	35,000	(22,500)	12,500	0.04%	-0.07%
Total	1,43,43,907	(28,81,939)	1,14,61,968	37.26%	-9.37%

As at March 31, 2023

Equity shares of Rs. 10 each fully paid

Promoter name	No. of shares at the beginning of the year	Change during the year	No. of shares at the end of the year	% of total shares	% change during the year
K Vamshidhar Reddy	20,91,559	-	20,91,559	6.80%	0.00%
K Shalini	20,91,483	-	20,91,483	6.80%	0.00%
Leelavathi Parvatha Reddy	16,18,712	-	16,18,712	5.26%	0.00%
D Anitha Reddy	13,92,903	-	13,92,903	4.53%	0.00%
Usha Reddy Chigarapalli	14,80,431	(2,00,000)	12,80,431	4.16%	-0.65%
P Srinivas Reddy	14,05,445	(2,00,000)	12,05,445	3.92%	-0.65%
Kavitha Reddy Gangapatnam	10,25,000	-	10,25,000	3.33%	0.00%
Saranya Loka Reddy	13,05,446	(3,10,000)	9,95,446	3.24%	-1.01%
P Kalpana Reddy	10,34,265	(1,09,599)	9,24,666	3.01%	-0.36%
Mitta Madhavi	7,76,321	(5,000)	7,71,321	2.51%	-0.02%
A Manogna	7,43,813	(1,00,000)	6,43,813	2.09%	-0.33%
Anushman Reddy	2,68,128	-	2,68,128	0.87%	0.00%
Northeast Broking Services Limited	2,25,000	(1,90,000)	35,000	0.11%	-0.62%
Total	1,54,58,506	(11,14,599)	1,43,43,907	46.63%	-3.62%



14 Other equity

	As at March 31, 2024	As at March 31, 2023
Securities premium		
Balance at the beginning of the year	3,199.56	3,199.56
Balance at the end of the year	<u>3,199.56</u>	<u>3,199.56</u>
Capital redemption reserve		
Balance at the beginning of the year	14.55	14.55
Balance at the end of the year	<u>14.55</u>	<u>14.55</u>
Retained earnings		
Balance at the beginning of the year	2,679.62	1,675.70
Add: Other comprehensive income for the year	0.85	(30.27)
Add: Profit for the year	561.13	1,034.19
Balance at the end of the year	<u>3,241.60</u>	<u>2,679.62</u>
	<u>6,455.71</u>	<u>5,893.73</u>

Nature and purpose of reserves

Security premium represents the amount received in excess of par value of equity shares. Section 52 of Companies Act, 2013 specifies regulation around application of premiums received on issue of shares. Accordingly, the Group has applied securities premium to write off Group's share of expenses incurred on fresh issue of equity shares.

Capital redemption reserve represents the amount of profits transferred from securities premium for the buy back of equity shares. The reserve can be utilised only for limited purposes in accordance with the provisions of the Companies Act, 2013.

Retained earnings are the profits that the Group has earned till date, less dividends or other distributions paid to shareholders. Retained earnings includes re-measurement loss / (gain) on defined benefit plans, net of taxes that will not be reclassified to statement of profit and loss. Retained earnings is a free reserve available to the Group and eligible for distribution to shareholders.

15. Provisions

	As at March 31, 2024	As at March 31, 2023
Non-current		
Provision for employee benefits		
- Gratuity (refer note 30)	26.27	13.95
- Compensated absences	-	11.98
	<u>26.27</u>	<u>25.93</u>
Current		
Provision for employee benefits		
- Gratuity (refer note 30)	17.74	14.89
- Compensated absences	15.43	3.65
	<u>33.17</u>	<u>18.54</u>

16. Deferred tax liabilities (net)

	As at March 31, 2024	As at March 31, 2023
Deferred tax liability arising on account of timing differences relating to:		
Written down value difference of property, plant and equipment and intangible assets between tax and financial books	233.31	190.14
	<u>233.31</u>	<u>190.14</u>
Deferred tax asset arising on account of timing differences relating to:		
Expenses allowed on payment basis	24.78	7.77
	<u>24.78</u>	<u>7.77</u>
Deferred tax liability (net)	<u>208.53</u>	<u>182.37</u>

The Group offsets deferred tax assets and liabilities if and only if it has a legally enforceable right to set off current tax assets and current tax liabilities and the deferred tax assets and deferred tax liabilities relate to income taxes levied by the same taxation authority.



Break up of deferred tax (asset) / liabilities

	Opening balance	Recognised in the statement of profit and loss	On account of acquisition	Recognised in OCI	Closing balance
For the year ended March 31, 2024:					
Written down value difference of property, plant and equipment and intangible assets between tax and	190.14	43.17		-	233.31
Expenses allowed on payment basis	(7.77)	(17.30)	-	0.29	(24.78)
MAT credit entitlement				-	-
	182.37	25.87	-	0.29	208.53
For the year ended March 31, 2023:					
Written down value difference of property, plant and equipment and intangible assets between tax and	176.76	13.38		-	190.14
Expenses allowed on payment basis	(13.93)	16.34	2.43	(10.18)	(7.77)
MAT credit entitlement				-	-
	162.83	29.72		(10.18)	182.37

17. Borrowings

	As at March 31, 2024	As at March 31, 2023
Non-current		
Secured bank borrowings		
Long-term borrowings	969.89	777.23
Current maturity of long-term borrowings	454.81	273.59
	1,424.70	1,050.82
Less: Amount disclosed under "short-term borrowings"	(454.81)	(273.59)
	969.89	777.23
Current		
Secured bank borrowings		
Cash credit	484.46	382.69
Export packing credit (USD)	-	0.03
Current maturity of long-term borrowings	454.81	273.59
	939.27	656.31
Aggregate secured borrowings	1,909.16	1,433.54
Aggregate unsecured borrowings	-	-

1. The long-term borrowings including current maturities of Rs. 1,424.70 (March 31, 2023: Rs. 1,050.82) from banks is secured by collateral security against inventories, trade receivables and all other charges on current assets of the present and future current assets of the Holding Company. The Holding Company has not fully drawn the loan facility as at March 31, 2024.

(i) State Bank of India

- Exclusive charge on the entire property, plant and equipment purchased out of the loan facility.

(ii) HDFC Bank Limited

- Exclusive charge on the entire property, plant and equipment purchased out of the loan facility.

(iii) EXIM Bank

- Exclusive charge on the entire property, plant and equipment purchased out of the loan facility.

(iv) Union Bank

- Exclusive charge on the entire property, plant and equipment purchased out of the loan facility.



Particulars	Outstanding balance as at		Interest range % per annum	Balance number of installments as at		Frequency of installments	Repayments commencing from - to
	March 31, 2024	March 31, 2023		March 31, 2024	March 31, 2023		
State Bank of India - 1	52.58	106.75	9.40 to 9.55	8	12	Quarterly	March 31, 2021 to March 31, 2026
HDFC Bank Limited	446.82	619.78	9.25 to 9.50	30	42	Monthly	April 01, 2022 to October 31, 2026
EXIM Bank - 1	331.69	324.28	7.50 to 9.10	13	16	Quarterly	September 01, 2023 to August 31, 2027
State Bank of India - 2	373.71	-	8.90 to 8.95	20	-	Quarterly	June 30, 2024 to March 31, 2029
EXIM Bank - 2	59.90	-	9.25	16	-	Quarterly	March 01, 2025 to December 01, 2028
Union Bank	160.00	-	9.35	18	-	Quarterly	June 30, 2024 to September 30, 2028

2. Cash credit and export packing credit facility (USD) aggregating to Rs. 484.46 (March 31, 2023: Rs. 377.11) is secured against inventories, trade receivables, and all other charges on current assets of the present and future current assets of the Company. Further the borrowing is secured by collateral security on the certain land and building of the Company.

The cash credit facility is repayable on demand and carries interest @ 5.95% to 9.50% p.a. (March 31, 2023: 5.50% to 8.40% p.a.).
The export packing credit in USD carries interest @ Nil (March 31, 2023: 2.53% to 5.50% p.a.).

17A Other financial liabilities

	As at March 31, 2024	As at March 31, 2023
Payable for capital goods	72.75	70.18
	<u>72.75</u>	<u>70.18</u>

18. Trade payable

	As at March 31, 2024	As at March 31, 2023
- dues of micro and small enterprises	3.03	119.13
- dues of creditors other than micro and small enterprises (MSME)	711.08	2,063.36
	<u>714.11</u>	<u>2,182.49</u>

Trade payables ageing schedule

As at March 31, 2024

	Unbilled	Outstanding for following periods from due date of payment				Total
		Less than 1 year	1-2 years	2-3 years	More than 3 years	
Total outstanding dues of MSME	-	3.03	-	-	-	3.03
Total outstanding dues of creditors other than MSME	249.74	444.77	15.92	0.65	0.33	711.41
Disputed dues of MSME	-	-	-	-	-	-
Disputed dues of creditors other than MSME	-	-	-	-	-	-
	<u>249.74</u>	<u>447.80</u>	<u>15.92</u>	<u>0.65</u>	<u>0.33</u>	<u>714.44</u>

As at March 31, 2023

	Unbilled	Outstanding for following periods from due date of payment				Total
		Less than 1 year	1-2 years	2-3 years	More than 3 years	
Total outstanding dues of MSME	-	119.13	-	-	-	119.13
Total outstanding dues of creditors other than MSME	913.38	1,143.40	4.43	0.35	-	2,061.56
Disputed dues of MSME	-	-	-	-	-	-
Disputed dues of creditors other than MSME	-	-	-	-	-	-
	<u>913.38</u>	<u>1,262.53</u>	<u>4.43</u>	<u>0.35</u>	<u>-</u>	<u>2,180.69</u>

Disclosure pertaining to Micro, Small And Medium Enterprises Act (as per information available with the Group)

	As at March 31, 2024	As at March 31, 2023
The principal amount and the interest due thereon remaining unpaid to any supplier as at the end of each accounting year		
Principal amount remaining unpaid	3.03	119.13
Interest due thereon	-	-
	<u>3.03</u>	<u>119.13</u>



The amount of interest paid by the buyer in terms of section 16 of the MSMED Act 2006 along with the amounts of the payment made to the supplier beyond the appointed day during each accounting year	-	-
The amount of interest due and payable for the period of delay in making payment (which have been paid but beyond the appointed day during the year) but without adding the interest specified under the MSMED Act 2006	-	-
The amount of interest accrued and remaining unpaid at the end of each accounting year	-	-
The amount of further interest remaining due and payable even in the succeeding years, until such date when the interest dues as above are actually paid to the small enterprise for the purpose of disallowance as a deductible expenditure under section 23 of the MSMED Act 2006	-	-

Breakup of financial liabilities carried at amortised cost:

	As at March 31, 2024		As at March 31, 2023	
	Carrying value	Fair value	Carrying value	Fair value
Borrowings - long-term including current maturities	1,424.70	1,424.70	1,050.82	1,050.82
Borrowings - short-term	484.46	484.46	382.72	382.72
Payable for capital goods	72.75	72.75	70.18	70.18
Trade payables	714.11	714.11	2,182.49	2,182.49
	2,696.02	2,696.02	3,686.21	3,686.21

The management assessed that trade payables, short-term borrowings and other financial liabilities approximate their carrying amounts largely due to the short-term maturities of these instruments. The fair value of the financial liabilities included above is at the amount at which the instrument could be exchanged in a current transaction between willing parties, other than in a forced or liquidation sale.

19. Other liabilities

	As at March 31, 2024	As at March 31, 2023
Non Current		
Statutory dues	30.43	30.32
	30.43	30.32
Current		
Statutory remittances	13.99	17.91
Contract liability - advance from customers	304.88	446.61
Others	-	1.83
	318.87	466.35

20. Revenue from operations

	For the year ended March 31, 2024	For the year ended March 31, 2023
(A) Revenue from contracts with customers		
Sale of products	5,725.98	5,630.24
	5,725.98	5,630.24
(B) Other operating revenue		
- Others	81.54	107.27
	81.54	107.27
Total (A+B)	5,807.52	5,737.51

(i) Disaggregated revenue information

Set out below is the disaggregation of the Group's revenue from contracts with customers:

	For the year ended March 31, 2024	For the year ended March 31, 2023
India	1,607.08	1,123.96
Outside India	4,118.90	4,506.28
	5,725.98	5,630.24
Timing of revenue recognition		
Goods transferred at a point of time	5,725.98	5,630.24
Total	5,725.98	5,630.24



(ii) Contract balances

	As at March 31, 2024	As at March 31, 2023
Trade receivable	1,466.03	2,083.95
Retention money	82.44	44.94
Unbilled revenue	-	-
Contract liabilities		
Advance from customers	304.88	446.61

The performance obligation is satisfied when control of the goods are transferred to the customers based on the contractual terms. Payment terms with customers vary depending upon the contractual terms of each contract.

Trade receivables and retention money are non-interest bearing. Refer note 10 for details on expected credit loss.

Unbilled revenue are initially recognised for revenue earned from transfer of goods and services but not billed to customer because the work completed has to meet requirements of various milestones as set out in the contract with customers. Upon fulfilling the milestones and acceptance by the customer, the amounts recognised as contract assets are reclassified to trade receivables.

Advance from customers pertain to balance received as advance from various parties as certain percentage of the order value. The same will be adjusted against the order on the basis of delivery and collection of receivables.

There is no difference in the contract price negotiated and the revenue recognised in the statement of profit and loss. There is no significant revenue recognised in the current year from performance obligations satisfied in previous years.

(iii) Amounts included in contract liabilities at the beginning of the period recognised as revenue in the current period of Rs. 220.03 (March 31, 2023: Rs. 185.59). Generally the advance from customers are settled over a period of 1 to 3 years.

21. Other income

	For the year ended March 31, 2024	For the year ended March 31, 2023
Foreign exchange gain (net)	20.24	144.96
Interest on bank deposits and others	8.74	14.23
Interest on IT Refund	2.58	0.01
Profit on sale of Assets	2.43	-
Profit from sale of mutual funds*	23.64	27.94
Miscellaneous income	0.44	7.63
	<u>58.07</u>	<u>194.77</u>

* Includes unrealised gain/(loss) Nil [March 31, 2023: Rs. (10.35)]

22. Cost of materials consumed

	For the year ended March 31, 2024	For the year ended March 31, 2023
Inventory at the beginning of the year	2,419.76	718.39
Add: Purchases	2,634.57	4,857.56
Less: Inventory at the end of the year	(1,870.26)	(2,419.76)
	<u>3,184.07</u>	<u>3,156.19</u>

23. Changes in inventories of work-in-progress

	For the year ended March 31, 2024	For the year ended March 31, 2023
Inventory at the beginning of the year	1,445.86	984.77
Less: Inventory at the end of the year	(1,606.05)	(1,445.86)
	<u>(160.19)</u>	<u>(461.09)</u>

24. Employee benefits expenses

	For the year ended March 31, 2024	For the year ended March 31, 2023
Salaries, wages and bonus	888.88	868.69
Contribution to provident and other funds [refer note 30 (II)]	37.49	32.22
Gratuity expense [refer note 30 (I)]	16.31	12.74
Staff welfare expenses	27.07	21.44
	<u>969.75</u>	<u>935.09</u>



25. Finance costs

	For the year ended March 31, 2024	For the year ended March 31, 2023
Interest expenses		
- Short term borrowings	81.36	46.75
- Long term borrowings	105.19	66.81
- Others	1.57	2.04
Bank charges	34.97	30.07
	<u>223.09</u>	<u>145.67</u>

26. Depreciation and amortisation expenses

	For the year ended March 31, 2024	For the year ended March 31, 2023
Depreciation on property, plant and equipment	226.20	180.37
Amortisation on intangible assets	5.43	6.24
	<u>231.63</u>	<u>186.61</u>

27. Other expenses

	For the year ended March 31, 2024	For the year ended March 31, 2023
Sub-contractor charges	157.08	66.68
Production expenses	128.21	125.18
Power and fuel	145.07	132.96
Material testing charges	4.99	5.38
Repairs and maintenance		
- Buildings	31.55	26.21
- Plant and machinery	29.27	36.78
- Others	8.26	4.44
Insurance	14.98	8.44
Rates and taxes	13.43	14.70
Communication	2.65	2.54
Travelling and conveyance	19.30	21.67
Printing and stationary	1.77	1.84
Freight and forwarding	10.42	19.05
Provision for doubtful receivables	1.20	-
Business promotion	3.58	4.40
Legal and professional charges	38.13	37.25
Security charges	16.35	9.00
Payment to auditors (refer below)	5.99	5.33
Loss on sale of property, plant and equipment	-	1.81
CSR expenses (refer note 31)	20.66	11.70
Miscellaneous expenses	33.98	31.22
	<u>686.87</u>	<u>567.58</u>
Payment to auditors		
	For the year ended March 31, 2024	For the year ended March 31, 2023
Statutory audit	5.50	5.00
Other services	-	0.33
Out of pocket expenses	0.49	-
	<u>5.99</u>	<u>5.33</u>



28. Tax expense

a) Income tax expense:

The major components of income tax expense

(i) Profit or loss section

	For the year ended March 31, 2024	For the year ended March 31, 2023
A. Current tax	157.66	340.75
B. Deferred tax		
Tax expense on origination and reversal of temporary difference	25.87	25.87
MAT credit utilisation	-	-
Actual tax expense accounted in books	183.53	366.62
C. Adjustment of tax relating to earlier periods		
Income tax expense recognised in the statement of profit and loss	(14.29)	-
	169.24	-

(ii) OCI section

	For the year ended March 31, 2024	For the year ended March 31, 2023
Income tax expense to OCI	0.29	(10.18)

b) Reconciliation of effective tax rate:

	For the year ended March 31, 2024	For the year ended March 31, 2023
Profit before tax (A)	730.37	1,402.23
Enacted tax rate in India (B)	25.17%	25.17%
Expected tax expenses (C = A*B)	183.82	352.91
Tax effect of		
Adjustments for taxes with respect of earlier period	(14.29)	10.11
Expenses disallowed under Income Tax Act, 1961	5.33	3.21
Impact of change in tax rate for future period	-	-
Others	(5.62)	1.81
Total (D)	(14.58)	15.13
Expected tax expenses (C+D)	169.24	368.04
Income tax expenses	169.24	366.62
Effective tax rate	23.17%	26.15%

29. Earnings per share (EPS)

The following reflects the income and share data used in the basic and diluted EPS computations:

	For the year ended March 31, 2024	For the year ended March 31, 2023
Profit attributable to equity share holders	561.13	1,034.19
Weighted average number of equity shares in calculating basic and diluted EPS	3,07,59,591	3,07,59,591
Face value of each equity share (Rs.)	10.00	10.00
Basic and diluted earnings per share	18.24	33.62

30. Employee Benefit Obligations

1. Defined benefits plan

The Employees' Gratuity Fund Scheme managed by a trust is a defined benefit gratuity plan which is administered through gratuity scheme with Life Insurance Corporation of India. Every employee who has completed five years or more of service gets gratuity, on retirement / termination, at 15 days last drawn salary for each completed year of service subject to a maximum of Rs. 2.00. The following tables summarise the components of net benefit expense recognised in the statement of profit and loss and the funded status and amounts recognised in the balance sheet for gratuity benefit.

A) Net employee benefit expense (recognised in employee benefits expense)

	For the year ended March 31, 2024	For the year ended March 31, 2023
Current service cost	14.14	12.67
Interest cost on defined benefit obligation	14.49	10.73
Interest (income) on plan assets	(12.32)	(10.66)
Net employee benefit expenses	16.31	12.75



B) Amount recognised in the statement of other comprehensive income (OCI)

	For the year ended March 31, 2024	For the year ended March 31, 2023
Remeasurements - due to experience adjustments	(7.02)	11.40
Return on plan assets	1.66	0.77
Remeasurements - due to financial assumptions	4.22	24.52
	<u>(1.14)</u>	<u>36.68</u>

C) Amount recognised in the balance sheet

	As at March 31, 2024	As at March 31, 2023
Defined benefit obligation	213.07	198.03
Fair value of plan assets	169.06	169.19
Net defined benefit liability	<u>44.01</u>	<u>28.84</u>

D) Changes in the present value of the defined benefit obligation

	As at March 31, 2024	As at March 31, 2023
Opening defined benefit obligation	198.03	153.30
Interest cost	14.49	10.73
Current service cost	14.14	12.67
Net actuarial (losses) / gains on obligations recognised under OCI	(2.80)	35.92
Benefit payments from plan assets	(10.79)	(14.59)
Closing defined benefit obligation	<u>213.07</u>	<u>198.03</u>

E) Changes in the fair value of plan assets

	March 31, 2024	March 31, 2023
Opening fair value of plan assets	169.19	130.65
Interest income	12.32	10.66
Remeasurements - return on assets	(1.66)	(0.77)
Contributions by employer	-	43.24
Benefit payments from plan assets	(10.79)	(14.59)
Closing fair value of plan assets	<u>169.06</u>	<u>169.19</u>

Expected contribution to the gratuity fund during the next year would be Rs. 44.01 (March 31, 2023: Rs. 28.85)

Investment details of plan assets

Investment with insurer - Assets under Schemes of Insurance	100.00%	100.00%
---	---------	---------

(i) The principal assumptions used in determining gratuity obligation

	As at March 31, 2024	As at March 31, 2023
Discount rate	7.23%	7.52%
Rate of increase in compensation	7.00%	7.00%
Employee attrition rate	5.00%	5.00%
Mortality rate	Indian assured life mortality (2012-14)	Indian assured life mortality (2012-14)

(ii) Disclosure related to indication of effect of the defined benefit plan on the Group's future cash flow

	As at March 31, 2024	As at March 31, 2023
1 year	17.97	15.03
2-5 years	101.32	91.41
6-10 years	94.43	99.83

The weighted average duration of the defined benefit obligation is 8.00 years (March 31, 2023: 7.97 years).



(iii) Sensitivity analysis:

A quantitative sensitivity analysis for significant assumption is as shown below:

	As at March 31, 2024	As at March 31, 2023
(a) Effect of 1% change in assumed discount rate		
- 1% increase	(13.90)	(12.81)
- 1% decrease	15.83	14.56
(b) Effect of 1% change in rate of increase in compensation		
- 1% increase	16.78	15.47
- 1% decrease	(15.01)	(13.87)
(c) Effect of 1% change in assumed attrition rate		
- 1% increase	0.05	0.29
- 1% decrease	(0.07)	(0.34)

II. Defined contribution plans

The Group made provident fund and other funds contributions to defined contribution plans for qualifying employees. Under the Schemes, the Group is required to contribute a specified percentage of the payroll costs to fund the benefits. The Group recognised Rs. 32.22 (March 31, 2023: Rs. 27.32) for provident fund contributions in the statement of profit and loss. The contributions payable to these plans by the Group are at rates specified in the rules of the schemes.

31. Detail of CSR expenditure

	For the year ended March 31, 2024	For the year ended March 31, 2023
(a) Gross amount required to be spent by the Group during the year	20.66	11.70
(b) Amount approved by the Board to be spent during the year	20.66	11.70
(c) Amount spent during the year (in cash)		
i) Construction / acquisition of any asset	-	-
ii) On purposes other than (i) above	20.66	11.70
(e) Details of ongoing project and other than ongoing project		

	Opening balance		Amount required to be spent during the	Amount spent during the year		Closing balance	
	With Company	In separate CSR unspent A/c		With Company	In separate CSR unspent A/c	With Company	In separate CSR unspent A/c
March 31, 2024							
Ongoing project	-	-	-	-	-	-	-
Other than ongoing project	-	-	20.66	20.66	-	-	-
March 31, 2023							
Ongoing project	-	-	-	-	-	-	-
Other than ongoing project	-	-	11.70	11.70	-	-	-

32. Commitments and contingencies

a. Commitments

Estimated amount of contracts (net of advances) remaining to be executed on capital account and not provided for: Rs. 466.62 (March 31, 2023: Rs. 549.16).

b. Contingent liabilities

Claims against the Company not acknowledged as debts (excluding interest arrears) is amounting to Rs. 22.67 for March 31, 2024 (March 31, 2023: Rs. 22.67).

33. Significant accounting judgements, estimates and assumptions

The preparation of financial statements in conformity with the recognition and measurement principles of Ind AS requires management to make judgements, estimates and assumptions that affect the reported balances of revenues, expenses, assets and liabilities and the accompanying disclosures, and the disclosure of contingent liabilities. Uncertainty about these assumptions and estimates could result in outcomes that require a material adjustment to the carrying amount of assets or liabilities affected in future periods. There are no significant areas involving a high degree of judgement or complexity.

Estimates and assumptions

The key assumptions concerning the future and other key sources of estimation uncertainty at the reporting date, that have a significant risk of causing a material adjustment to the carrying amounts of assets and liabilities within the next period, are described below. The Group based its assumptions and estimates on parameters available when the financial statements were prepared. Existing circumstances and assumptions about future developments, however, may change due to market changes or circumstances arising that are beyond the control of the Group. Such changes are reflected in the assumptions when they occur.



i. Defined benefit plans (gratuity benefits)

The cost of the defined benefit gratuity plan and the present value of the gratuity obligation are determined using actuarial valuations. An actuarial valuation involves making various assumptions that may differ from actual developments in the future. These include the determination of the discount rate, future salary increases and mortality rates. Due to the complexities involved in the valuation and its long-term nature, a defined benefit obligation is highly sensitive to changes in these assumptions. All assumptions are reviewed at each reporting date. The parameter most subject to change is the discount rate. In determining the appropriate discount rate for plans operated in India, the management considers the interest rates of government bonds.

The mortality rate is based on publicly available mortality tables. Those mortality tables tend to change only at interval in response to demographic changes. Rate of increase in compensation are based on expected future inflation. Further details about gratuity obligations are given in note 30.

ii. Depreciation of property, plant and equipment and amortization of Intangible assets

Depreciation of property, plant and equipment and amortization of intangible assets is calculated on a straight-line basis using the rates arrived at based on the useful lives and residual values as estimated by the management. The management believes that depreciation and amortization rates currently used fairly reflect its estimate of the useful lives and residual values of property, plant and equipment and intangible assets.

34. Financial risk management objectives and policies

The Group's principal financial liabilities comprise loans and borrowings, trade and other payables. The main purpose of these financial liabilities is to finance the Group's operations. The Group's principal financial assets include trade receivables, other financial assets, cash and cash equivalent and balance at bank other than cash and cash equivalent. The Group is exposed to credit risk, market risk and liquidity risk. The Group has a risk management policy and its management is supported by a risk management committee that advises on risk and appropriate financial risk governance framework for the Group. The risk management committee provides assurance to the Group's management that the risk activities are governed by appropriate policies and procedures and that risks are identified, measured and managed in accordance with the Group's policies and risk objectives. The Board of Directors reviews and agrees policies for managing each of these risks.

A. Credit risk

Credit risk is the risk that counterparty will not meet its obligations under a financial instrument or customer contract, leading to a financial loss. The Group is exposed to credit risk from its operating activities (primarily trade receivables), cash and cash equivalent, balance at bank other than cash and cash equivalent and other financial assets. The Group deals with parties which has good credit rating /worthiness given by external rating agencies or based on Group's internal assessment. The major customers are usually the Government parties and export customers with high credit worthiness.

Exposure to credit risk

The Group's exposure to credit risk is influenced mainly by the individual characteristics of each customer and the carrying amount of financial assets represents the maximum credit exposure. The maximum exposure to credit risk was (i) Rs. 1,548.47 (March 31, 2023: Rs. 2,128.89) being the total of the carrying amount of balances with trade receivables (including retention money and unbilled revenue) (ii) cash and cash equivalent (excluding cash on hand), balance at bank other than cash and cash equivalent, non-current bank balances and interest accrued of Rs. 509.64 (March 31, 2023: Rs. 314.46) and (iii) other financial assets of Rs. 27.83 (March 31, 2023: Rs. 22.31).

The measurement of impaired credit for carrying amount of the above financial assets is ascertained using the expected credit loss model (ECL) approach. Credit risk is managed through continuously monitoring the creditworthiness of customers. The Group is considerate of the fact the majority of the collection is receivable from export customers with high credit worthiness or the government companies where there are no significant risk of bad debts. The customers of the Group have a defined period for payment of receivables, hence the Group evaluates the concentration of risk with respect to trade receivables as low. The total amount receivable from top 2 customers is Rs. 1,008.67 for March 31, 2024 (March 31, 2023: Rs. 1,829.43).

The cash and cash equivalent (excluding cash on hand), balance at bank other than cash and cash equivalent, non-current bank balances and interest accrued of Rs. 509.64 (March 31, 2023: Rs. 314.46) are held with banks having good credit rating.

B. Liquidity risk

The Group's objective is to maintain a balance between continuity of funding and flexibility through the use of bank deposits and loans.

The table below summarises the maturity profile of the Group's financial liabilities based on contractual undiscounted payments (including interest payments):

	Within 1 year	1 to 5 years	After 5 years	Total
March 31, 2024				
Borrowings	939.27	969.89	-	1,909.16
Trade payables	714.11	-	-	714.11
Other financial liability	72.75	-	-	72.75
	1,726.13	969.89	-	2,696.02
March 31, 2023				
Borrowings	656.31	777.23	-	1,433.54
Trade payables	2,182.49	-	-	2,182.49
Other financial liability	70.18	-	-	70.18
	2,908.98	777.23	-	3,686.21

The cash credit facility amounting to Rs. 488.46 (March 31, 2023: Rs. 377.11), repayable on demand, has been disclosed as within 1 year for the purpose of disclosure of liquidity risk of the Group.

C. Market risk

Market risk is the risk that the fair value of future cash flows of a financial instrument will fluctuate because of changes in market prices. Market risk comprises two types of risk: interest rate risk and foreign currency risk. The sensitivity analysis has been included in the below disclosures.



Foreign currency exchange rate risk

The fluctuation in foreign currency exchange rates may have potential impact on the statement of profit and loss. The risks primarily relate to fluctuations in US Dollar (USD) as against the functional currency of the Group. The Group evaluates the impact of foreign exchange rate fluctuations by assessing its exposure to exchange rate risks.

a. The year end unhedged foreign currency exposures is as under:

Particulars	Currency	Amount in foreign currency	Exchange rate	Amount in Rs.
Trade receivables				
March 31, 2024	USD	10.88	83.37	907.29
March 31, 2023	USD	21.52	82.22	1,769.32
Cash and cash equivalents				
March 31, 2024	USD	4.53	83.37	377.30
March 31, 2023	USD	0.00	82.22	0.03
Export packing credit				
March 31, 2024	USD	-	83.37	-
March 31, 2023	USD	0.00	82.22	0.03
Trade payables				
March 31, 2024	USD	4.66	83.37	388.33
March 31, 2024	GBP	0.22	105.29	23.61
March 31, 2024	EURO	0.00	92.41	0.05
March 31, 2024	CHF	0.02	90.22	1.50
March 31, 2023	USD	20.23	82.22	1,663.27
March 31, 2023	GBP	0.06	101.87	5.92
March 31, 2023	EURO	0.19	89.61	17.21

b. Foreign currency sensitivity

The following tables demonstrate the sensitivity to a reasonably possible change in USD exchange rates with all other variables held constant. The impact on the Group's profit before tax is due to changes in the fair value of monetary assets and liabilities.

	Change in USD exchange rate		Effect on profit before tax	
	Increase	Decrease	Increase / (decrease)	
March 31, 2024	1%	1%	8.71	(8.71)
March 31, 2023	1%	1%	0.83	(0.83)

Interest rate risk

Interest rate risk is the risk that the fair value or future cash flows of a financial instrument will fluctuate because of changes in market interest rates. The Group is exposed to interest rate risk because certain funds are borrowed at floating interest rates. Interest rate risk is measured by using the cash flow sensitivity for changes in variable interest rate. The borrowings of the Group are principally denominated in rupees and US dollars with a mix of fixed and floating rates of interest. The Group has exposure to interest rate risk, arising principally on changes in base lending rate and LIBOR rates. The risk is managed by the Group by maintaining an appropriate mix between fixed and floating rate borrowings.

If interest rates had been 100 basis points (1%) higher / lower and all other variables were held constant, the Group's profit for the year ended March 31, 2023 would decrease / increase Rs. 19.09 (March 31, 2023: Rs. 14.28).

35. Capital management

For the purpose of the Group's capital management, capital includes issued equity capital and other equity reserves attributable to the equity holders of the Group. The primary objective of the Group's capital management is to maximise the shareholder value.

The Group manages its capital structure and makes adjustments in light of changes in economic conditions and the requirements of the financial covenants. To maintain or adjust the capital structure, the Group may adjust the dividend payment to shareholders, return capital to shareholders or issue new shares. The Group monitors capital using a gearing ratio, which is net debt divided by total capital plus net debt. The Group's policy is to keep the gearing ratio to an acceptable level. The Group includes within net debt, interest bearing loans and borrowings, less cash and cash equivalents excluding balance with monitoring agency account.

In order to achieve this overall objective, the Group's capital management, amongst other things, aims to ensure that it meets financial covenants attached to the interest-bearing borrowings that define capital structure requirements. Breaches in meeting the financial covenants would permit the bank to immediately call loans and borrowings. There have been no breaches in the financial covenants of any interest-bearing borrowing in the current year.

	As at March 31, 2024	As at March 31, 2023
Borrowings	1,909.16	1,433.54
Less: Cash and cash equivalents excluding balance with monitoring agency account	(392.36)	(122.40)
Net debt (A)	1,516.80	1,311.14
Equity (B)	6,763.30	6,201.32
Equity and net debt (C) = (A) + (B)	8,280.10	7,512.46
Gearing ratio (A) / (C)	18.32%	17.45%



36. Related party disclosures

Names of related parties and description of relationship

(a) Key managerial personnel

Parvat Srinivas Reddy, Managing Director
Venkatasatishkumar Reddy Gangapatnam, Director
A. Praveen Kumar Reddy, Director
M. Anushman Reddy, Director (w.e.f. August 9, 2022)
Gunneshwara Rao Pusarla, Chief financial officer
Shubham Sunil Bagadia, Company secretary

(b) Relatives of key management personnel

A. Pranay Kumar Reddy
K. Shalini

(c) Independent / Non-Executive Directors

Padmashri Nagarajan Vedachalam (Up to February 02, 2023)
B V R Subbu
A. Krishna Kumar
Ameeta Chatterjee
U C Muktibodh
V.G. Sekaran

Transactions and balances with related parties[#]

Particulars	For the year ended March 31, 2024	For the year ended March 31, 2023
A. Transactions with related parties		
Remuneration*		
M. Anushman Reddy	9.94	5.57
Parvat Srinivas Reddy	30.02	33.60
A. Praveen Kumar Reddy	7.53	3.51
A. Pranay Kumar Reddy	0.86	0.60
Shubham Sunil Bagadia	0.92	1.16
Gunneshwara Rao Pusarla	13.18	16.80
Sitting fees / commission		
Venkatasatishkumar Reddy Gangapatnam	0.46	0.52
A. Praveen Kumar Reddy	-	0.09
Mathew Cyriac	-	0.08
Padmashri Nagarajan Vedachalam	-	2.06
B V R Subbu	2.21	2.54
A. Krishna Kumar	2.26	2.67
Ameeta Chatterjee	2.21	2.47
U C Muktibodh	1.96	2.12
V.G. Sekaran	2.01	2.26
Rent expense		
K. Shalini	0.73	0.73

*As the future liability for gratuity and leave encashment is provided on actuarial basis for the Group as a whole, the amount pertaining to the individuals is not ascertainable, therefore not included above.



37. Fair values

There are no significant financial assets and liabilities measured at fair value through profit or loss except for Investment in units of mutual fund [refer note 4(b)] which has been valued using Level 1 valuation method as described in note 2.2(i).

The fair value of the financial assets and liabilities measured at amortised cost approximates their carrying amounts as at the balance sheet date. (refer breakup of financial assets carried at fair value through profit or loss and breakup of financial assets and financial liabilities carried at amortised cost).

38. Segment reporting

The chief operating officer / chief executive officer of the Group takes decision in respect of allocation of resources and assesses the performance basis the report / information provided by functional heads and are thus considered to be Chief Operating Decision Maker.

Based on the Group's business model, manufacturing high precision and heavy equipment, components, machines have been considered as a single business segment for the purpose of making decision on allocation of resources and assessing its performance. Accordingly, there are no separate reportable segments in accordance with the requirements of Ind AS 108 'Operating segment' and hence, there are no additional disclosures to be provided other than those already provided in the financial statements. The information relating to revenue from external customers and location of non-current assets of its single reportable segment has been disclosed as below.

The geographic information analyses the Group's revenues and non-current assets by the country of domicile and other countries. In presenting geographic information, segment revenue has been based on the location of the customer and segment assets are based on geographical location of the assets.

(a) Revenue from contracts with customers

	For the year ended March 31, 2024	For the year ended March 31, 2023
India	1,607.08	1,123.96
Outside India	4,118.90	4,506.28
Total	5,725.98	5,630.24

(b) The Group has entire non-current

(c) Customer contributing more than 10% of revenue

	No of customers	Amount
For the year ended March 31, 2024	1	4,076.04
For the year ended March 31, 2023	1	4,387.17

39 Interest in other entities

a) Subsidiaries

The Group's subsidiaries are set out below. Unless otherwise stated, they have share capital consisting solely of equity shares that are held directly by the Group and proportion of ownership interests held equals the voting rights held by the Group. The country of incorporation or registration is also their principal place of business:

Name of entity	Principle activity	Country of	Ownership interest held by the group %	
			March 31, 2024	March 31, 2023
Magnatar Aero Systems Private	Specialising in the manufacture of domestic appliance	India	100%	100%
Gee Pee Aerospace and Defence Private Limited	Manufacturing of High precision components with advanced CNC Machining	India	100%	100%

b) Additional information, as required under schedule III of the Companies Act, 2013, as required enterprises considered as subsidiaries.

Summary of net assets and profits

Net assets

Name the entity	As at March 31, 2024		As at March 31, 2023	
	% age	Amount	% age	Amount
A. Holding Company	100.12%	6,771.65	100.11%	6,208.12
B. Subsidiaries				
Magnatar Aero Systems Private Limited	0.00%	(0.28)	0.00%	(0.22)
Gee Pee Aerospace and Defence Private Limited	0.12%	8.00	0.13%	8.23
Total	100.24%	6,779.37	100.24%	6,216.13
Consolidation adjustments	-0.24%	(16.07)	-0.24%	(14.81)
Net amount	100.00%	6,763.30	100.00%	6,201.32

Share of profit / (loss)

Name the entity	For the year ended March 31, 2024		For the year ended March 31, 2023	
	% age	Amount	% age	Amount
A. Holding Company	100.28%	562.68	100.63%	1,040.75
B. Subsidiaries				
Magnatar Aero Systems Private Limited	-0.01%	(0.07)	-0.01%	(0.07)
Gee Pee Aerospace and Defence Private Limited	-0.04%	(0.23)	-0.53%	(5.49)
Total	100.22%	562.38	100.10%	1,035.19
Consolidation adjustments	-0.22%	(1.25)	-0.10%	(1.00)
Net amount	100.00%	561.13	100.00%	1,034.19



Share in other comprehensive income / (loss)

Name the entity	For the year ended March 31, 2024		For the year ended March 31, 2023	
	% age	Amount	% age	Amount
A. Holding Company	100.00%	0.85	100.00%	(30.27)
B. Subsidiaries				
Magnatar Aero Systems Private Limited	0.00%	-	0.00%	-
Gee Pee Aerospace and Defence Private Limited	0.00%	-	-	-
Total	100.00%	0.85	100.00%	(30.27)
Consolidation adjustments	0.00%	-	0.00%	-
Net amount	100.00%	0.85	100.00%	(30.27)

Share in total comprehensive income / (loss)

Name the entity	For the year ended March 31, 2023		For the year ended March 31, 2022	
	% age	Amount	% age	Amount
A. Holding Company	100.28%	563.53	100.65%	1,010.48
B. Subsidiaries				
Magnatar Aero Systems Private Limited	-0.01%	(0.07)	-0.01%	(0.07)
Gee Pee Aerospace and Defence Private Limited	-0.04%	(0.23)	-0.55%	5.49
Total	100.22%	563.23	100.10%	1,004.92
Consolidation adjustments	-0.22%	(1.25)	-0.10%	(1.00)
Net amount	100.00%	561.98	100.00%	1,003.92

The disclosure above represents separate information for the consolidated entity before elimination of inter-company transactions. The net impact on elimination of inter-company transactions/ profits or (loss) / consolidation adjustments have been disclosed separately. Based on the Group's structure, the management is of the view that the above disclosure is appropriate under requirements of the Companies Act, 2013.

- 40 On June 2, 2022, the Company had acquired 100% stake in Gee Pee Aerospace & Defence Private Limited for a purchase consideration of Rs. 66.84. Gee Pee Aerospace & Defence Private Limited is engaged in manufacturing of high precision components for the Aerospace & Defence industry. The acquisition is determined to be an asset acquisition and not a business combination. Refer below for the fair values of identifiable assets and liabilities as at the date of acquisition.

The fair values of the identifiable assets and liabilities as at the date of acquisition were:

Particulars	Rs.
Assets	
Property, plant and equipment	88.02
Intangible assets	0.03
Other assets	2.10
Trade receivables	5.95
Cash and bank balances	2.34
Total assets	98.44
Liabilities	
Borrowings-long term	7.79
Borrowings-short term	9.83
Trade payables	1.40
Other current liabilities	12.58
Total liabilities	31.60
Total identifiable net assets at fair value	66.84



41 Other statutory information


- i) No proceedings have been initiated or are pending against the Group for holding any Benami property under the Benami Transactions (Prohibition) Act, 1988 and rules made thereunder.
 - ii) The title deeds of all the immovable properties disclosed in the consolidated financial statements are held in the name of the Group.
 - iii) There are no charges or satisfaction which is yet to be registered with ROC beyond the statutory period.
 - iv) The Group does not have any transactions with the companies struck off.
 - v) The Group has not traded or invested in crypto currency or virtual currency during the financial year.
 - vi) During the current year, the borrowed funds were utilised for the purpose which they were obtained and as per the terms specified in the sanction letter.
 - vii) The Group has not advanced or loaned or invested funds to any other person(s) or entity(ies), including foreign entities (Intermediaries) with the understanding that the Intermediary shall:
 - (a) directly or indirectly lend or invest in other persons or entities identified in any manner whatsoever by or on behalf of the Group (Ultimate Beneficiaries)
 - viii) The Group has not received any fund from any person(s) or entity(ies), including foreign entities (Funding Party) with the understanding (whether recorded in writing or otherwise) that the Group shall:
 - (a) directly or indirectly lend or invest in other persons or entities identified in any manner whatsoever by or on behalf of the Funding Party (Ultimate Beneficiaries)
 - ix) The Group has borrowings from banks on the basis of security of current assets and the quarterly returns and statements of current assets filed by the Group with banks are in agreement with the books of accounts.
 - x) The Group has not been declared wilful defaulter by any bank or financial institution or government or any government authority.
 - xi) The Group has not any such transaction which is not recorded in the books of accounts that has been surrendered or disclosed as income during the year in the tax assessments under the Income Tax Act, 1961 (such as, search or survey or any other relevant provisions of the Income Tax Act, 1961).
- 42 The Holding Company and subsidiaries which are companies incorporated in India and whose financial statements have been audited under the Act have used accounting software MS Navision for maintaining its books of account which has a feature of recording audit trail (edit log) facility and the same has operated throughout the year for all relevant transactions recorded in the software, except that audit trail feature is not enabled at the database level insofar as it relates to MS Navision accounting software. Further no instance of audit trail feature being tampered with was noted in respect of accounting software where the audit trail has

43 Subsequent event

No significant subsequent events have been observed till May 28, 2024 which may require any additional disclosure or an adjustment to the consolidated financial statements.

As per our report of even date


For S.R. BATLIBOI & ASSOCIATES LLP
Chartered accountants
ICAI Firm registration number: 101049W / E300004



per Atin Bhargava
Partner
Membership no: 504777




Place: Hyderabad
Date: May 28, 2024


For and on behalf of the Board of Directors of
MTAR Technologies Limited


Parvat Srinivas Reddy
Managing Director
DIN: 00359139


Gunneswara Rao Pusarla
Chief Financial Officer

Place: Hyderabad
Date: May 28, 2024


Venkatasatishkumar Reddy Gangapatnam
Director
DIN: 06535717


Shubham Sunil Bagadia
Company Secretary
Membership no: ACS-55748

